

I. GENERAL INFORMATION, STRUCTURE AND CONTACT LIST

Name of the	EAST TIMOR COFFEE ACADEMY (ETICA)
Statue of	Academy
Address	Rua Nunu-Sua Perumnas Gleno-Ermera
Office Phone Number	1. 2. 3.
Email	1. madeiramario79@yahoo.com 2. etica gleno@yahoo.com.au 3.
Website	-
Date of Establishment	28 March 2011
Accreditation Status	Accredited (Licensure and Initial Accreditation)
Year of Accreditation	2008

Position	Name	Mobile Number	E-mail ID
Position	Ir. Lucio Marçal Gomes	7232930	director etica@yahoo.com.
Rector	Ir. Nicolao de Vasconchelus	7240384	
Vice Rector/Director of I	Ir. Moizes dos R. Borromeu	7272920	etica gleno@yahoo.com.au
Vice Rector/director of II	Ir. Julio de Jesus Gomes	6281398003284	juliodejgomes@yahoo.com.id
Vice Rector/director of III	Ir. Julio de Jesus Gomes	6281398003284	juliodejgomes@yahoo.com.id
Dean of Agronomy Departement	Francisco S. de Jesus, SE	7786809	
Dean of Agrobusiness Departement	Ir. Alfredo dos Reis	7415817	
Dean of Tecnology Agriculture Departement	Ir. Joao D. M. dos Reis	7329504	

II. LECTURER DATA (2011)

<u>Classification by Gender</u>	Total
Total Male	36
Total Female	3
Total	39
<u>Classification by Academic Qualification</u>	
Total Ph.D-S3	0
Total Master Degree-S2	1
Total Post Graduate	0
Total Undergraduate/UG-S1	38
Total Diploma-DIII	0
Total	39
<u>Classification by Employment Statue</u>	
Total Public Servant	20
Total Permanent Contracted	15
Total Temporary Contracted	1
Total Part-time	3
Total Honorarium	0
Total	39

Descriptions	2011		
	Female	Male	Total
Permanent Contracted			
PhD Degree	0	0	0
Master Degree	0	0	0
Post Graduate	0	0	0
UG Degree	2	13	15
Diploma Degree	0	0	0
Sub Total	2	13	15
Temporary Contracted			
PhD Degree	0	0	0
Master Degree	0	0	0
Post Graduate	0	0	0
UG Degree	1	0	1
Diploma Degree	0	0	0
Sub Total	1	0	1

Description	2011		
	female	Male	Total
Honorarium			
PhD Degree	0	0	0
Master Degree	0	0	0
Post Graduate	0	0	0
UG Degree	0	0	0
Diploma Degree	0	0	0
Sub Total	0	0	0
Part-Time			
PhD Degree	0	0	0
Master Degree	0	0	0
Post Grad.	0	0	0
UG Degree	0	3	3
Diploma Degree	0	0	0
Sub Total	0	3	3

Description	2011		
	female	Male	Total
Public Servant			
PhD Degree	0	0	0
Master Degree	0	1	0
Post Graduate Diploma/Certificate	0	0	0
UG Degree	0	19	0
Diploma Degree	0	0	0
Sub Total	0	0	0

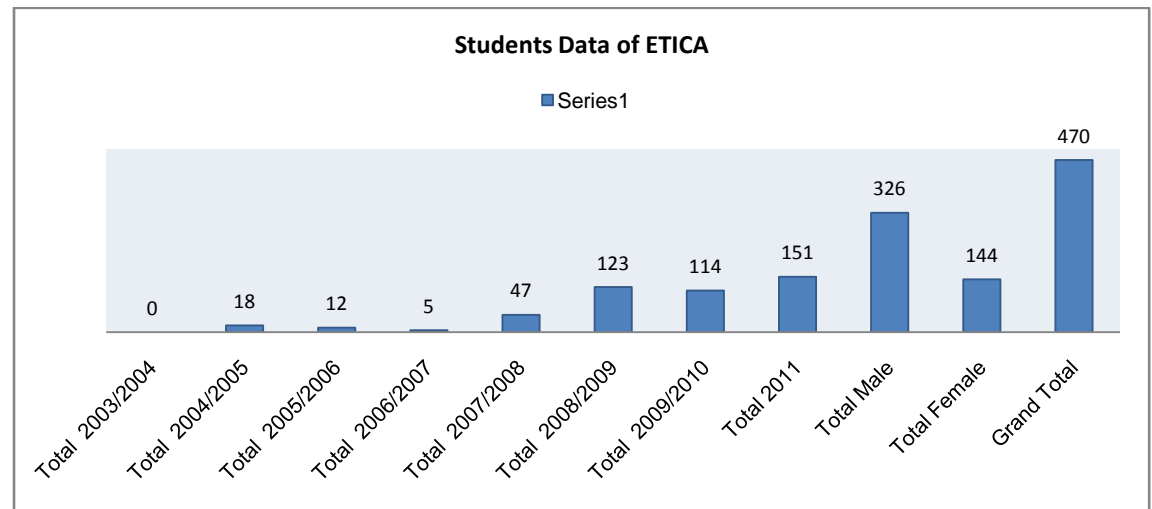
III. STUDENT DATA (2011)

Academic Year	2003/2004			2004/2005			2005/2006			2006/2007		
Gender	M	F	T	M	F	T	M	F	T	M	F	T
Departments												
Agronomy (Agronomi)			-	1		1		1	1			-
Agribusiness (Agribisnis)			-	2	5	7		1	1	3	2	5
Agriculture Eng. (Tec. Agricultura)			-	1	1	2	1	2	3			-
Agro Forestry (Agroflorestal)			-	7	1	8	2	5	7			-
Horticulture (Hortikultura)			-			-			-			-
Grand Total	-	-	-	11	7	18	3	9	12	3	2	5

Academic Year	2007/2008			2008/2009			2009/2010			2011			Total		
Gender	M	F	T	M	F	T	M	F	T	M	F	T	M	F	T
Departments															
Agronomy (Agronomi)			14	20	9	29	28	4	32	16	13	29	72	34	106
Agribusiness (Agribisnis)			17	11	5	16	16	8	24	16	6	22	57	35	92
Agriculture Eng. (Tec. Agricultura)			8	7	5	12	10	5	15	19	9	28	44	24	68
Agro Forestry (Agroflorestal)			8	39	14	53	38	5	43	48	11	59	139	39	178
Horticulture (Hortikultura)			-	8	5	13			-	6	7	13	14	12	26
Grand Total			47	85	38	123	92	22	114	105	46	151	326	144	470

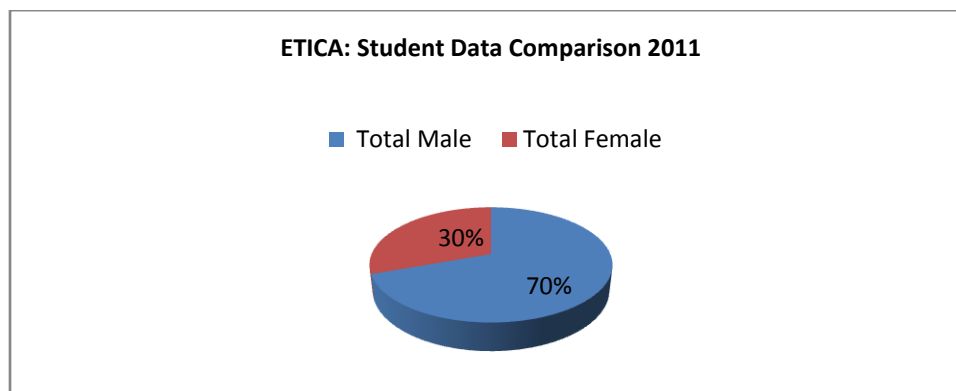
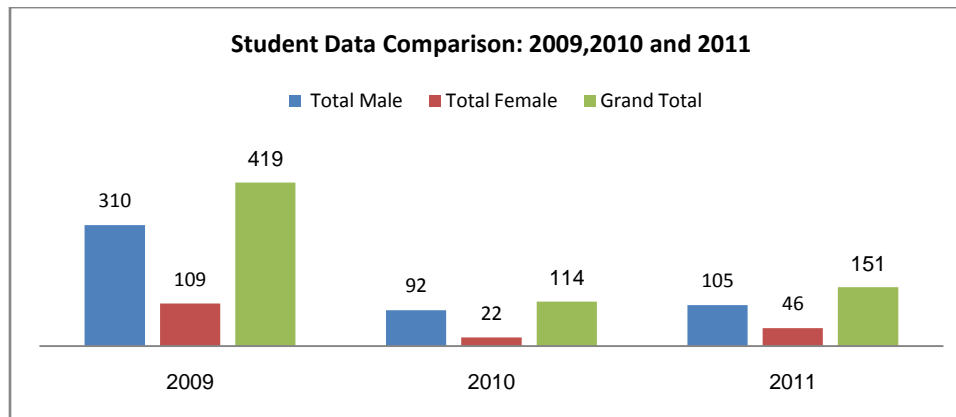
IV. SUMMARY OF STUDENT DATA (2011)

Total 2003/2004	0
Total 2004/2005	18
Total 2005/2006	12
Total 2006/2007	5
Total 2007/2008	47
Total 2008/2009	123
Total 2009/2010	114
Total 2011	151
Total Male	326
Total Female	144
Grand Total	470



V. STUDENT DATA COMPARISON

Student number as per	2009	2010	2011
Total Male	310	92	105
Total Female	109	22	46
Grand Total	419	114	151



VI. GRADUATE DATA (2011)

Academic Year	2008/2009			2009/2010			2011			Total by Departments		
	M	F	T	M	F	T	M	F	T	M	F	T
Gender												
Departments												
Agronomy	10	2	12			-			-	10	2	12
Agribusiness	5	6	11			-			-	5	6	11
Agriculture Engineering	10	1	11			-			-	10	1	11
Agro Forestry	13	2	15			-			-	13	2	15
Horticulture			-			-			-	-	-	-
Grand Total	38	11	49	-	-	-	-	-	-	38	11	49

VII. GRADUATE STUDENT DATA COMPARISON

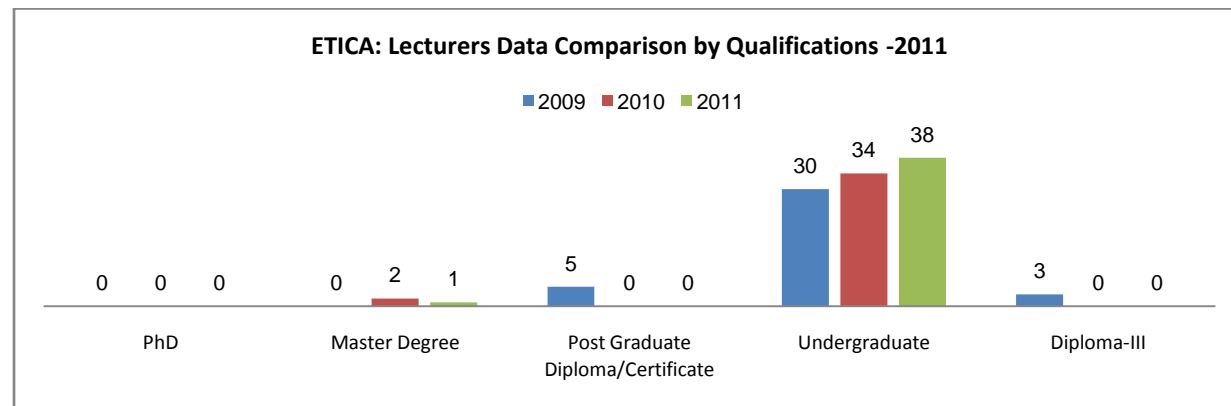
Graduate number as per data	2009	2010	Total Graduate
Total Male	38	-	38
Total Female	11	-	11
Grand Total	49	-	49

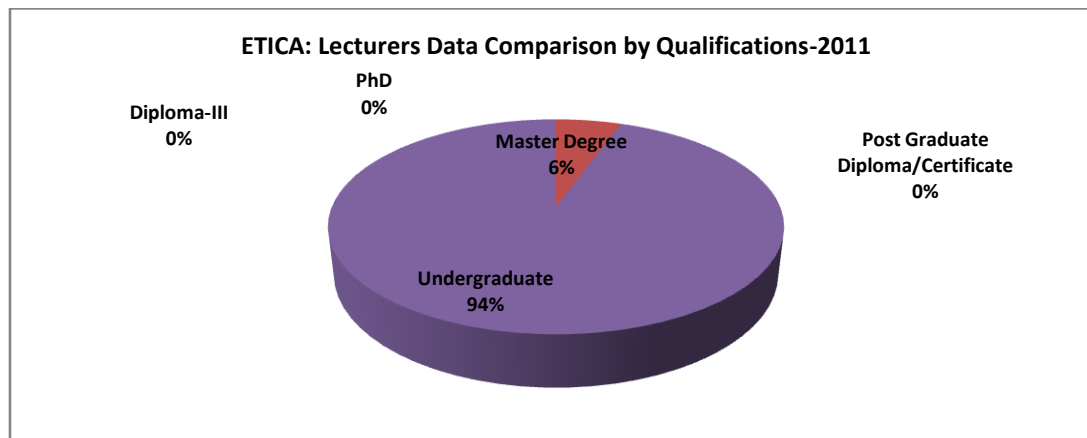
VIII. STUDENT COMPARISON DATA IN MAIN CAMPUS AND PARALLEL CLASSES

IX. LECTURER DATA COMPARISON.

a. By Academic Qualification

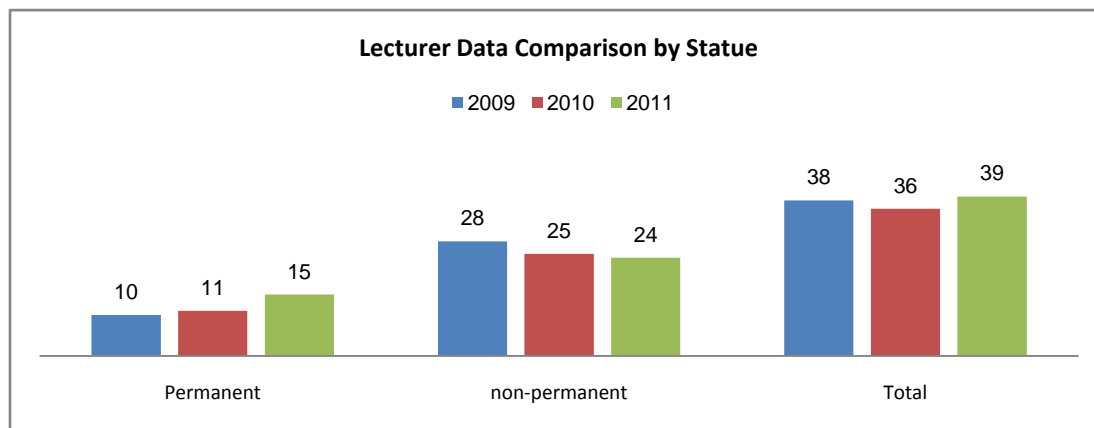
Data collected	By qualification					Total
	PhD	Master	Post Graduate	Undergraduate	Diploma-III	
2009	0	5	0	30	3	38
2010	0	2	0	34	0	36
2011	0	1	0	38	0	39



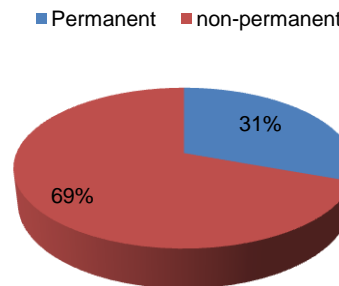


b. By Employment Statue

Data collected	By Statue		
	Permanent	non-permanent	Total
2009	10	28	38
2010	11	25	36
2011	15	24	39



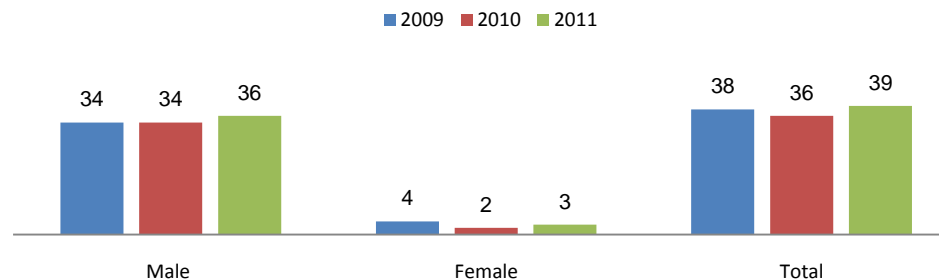
ETICA: Lecturer Data Comparison by Statue - 2011



c. By Gender

Data	By Gender		
	Male	Female	Total
2009	34	4	38
2010	34	2	36
2011	36	3	39

Lecturer Data Comparison by Gender



ETICA: Lecturer Data Comparison by Gender-2011

