

I. GENERAL INFORMATION, STRUCTURE AND CONTACT LIST

Name of the Institution	Instituto Católico para Formação de Professores (ICFP)
Statue of Institution	Institute
Address	Rua: Central-Bahu -Vila Antiga, Baucau
Office Phone Number	4130029 723 5433
Email	fvrooij@maristmelb.org.au
Website	o
Date of Establishment	1 October 2003
Accreditation Status	Accredited (Licensure and Initial Accreditation)
Year of Accreditation	2008

Position	Name	Mobile Number	E-mail ID
Director	Br Fons van Rooij fms	7328763	fvrooij@maristmelb.org.au
Deputy Director	Ms Margaret Beck	7235431	margie@maristmelb.org.au
Coordinator of Bachelor of Teaching Program	Mr Mariano dos Santos	7349849	mariano_1207@yahoo.com
Coordinator of Student Services	Mr Constantino Correia dos Santos	7249837	correia66@yahoo.com
Coordinator of Student Practicum	Domingas Ximenes Belo	7336791	marsia.belo@gmail.com

II. LECTURER DATA (2011)

<u>Classification by Gender</u>	Total
Total Male	8
Total Female	9
Total	17
<u>Classification by Qualification</u>	
Total Ph.D-S3	0
Total Master Degree-S2	7
Total Post Graduate Diploma/Certificate	5
Total Undergraduate/UG-S1	4
Total Diploma-DIII	1
Total	17
<u>Classification by Statue</u>	
Total Public Servant	0
Total Permanent Contracted	15
Total Temporary Contracted	0
Total Part-time	2
Total Honorarium	0
Total	17

Descriptions	2011		
	Female	Male	Total
Permanent Contracted			
PhD Degree	0	0	0
Master Degree	5	2	7
Post Graduate Diploma/Certificate	3	2	5
UG Degree	1	2	3
Diploma Degree	0	0	0
Sub Total	9	6	15
Temporary Contracted			
PhD Degree	0	0	0
Master Degree	0	0	0
Post Graduate Diploma/Certificate	0	0	0
UG Degree	0	0	0
Diploma Degree	0	0	0
Sub Total	0	0	0

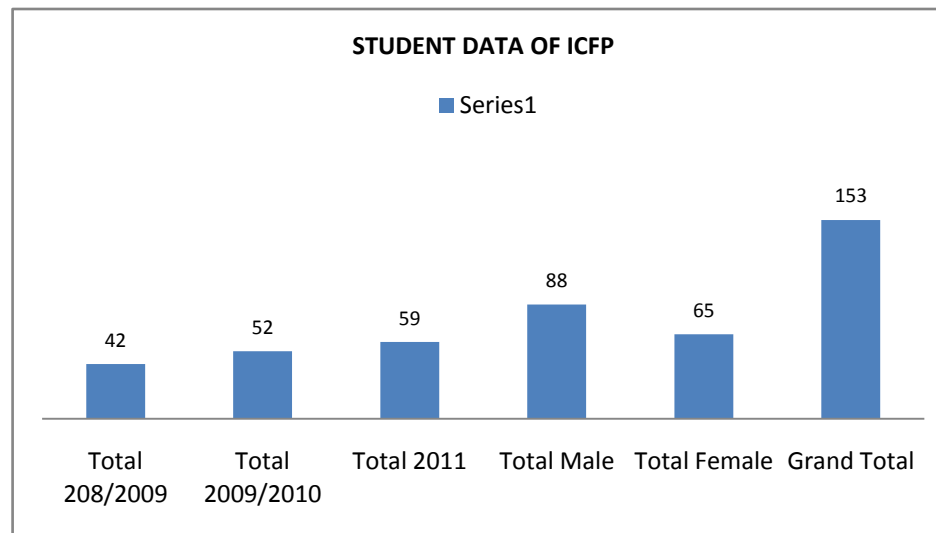
Descriptions	2011		
	Female	Male	Total
Honorarium			
PhD Degree	0	0	0
Master Degree	0	0	0
Post Graduate Diploma/Certificate	0	0	0
UG Degree	0	0	0
Diploma Degree	0	0	0
Sub Total	0	0	0
Part-Time			
PhD Degree	0	0	0
Master Degree	0	0	0
Post Grad. Diploma/Certificate	0	0	0
UG Degree	0	1	1
Diploma Degree	0	1	1
Sub Total	0	2	2

III. **STUDENT DATA (2011)**

Academic Year	2008/2009			2009/ 2010			2011			Total		
	M	F	T	M	F	T	M	F	T	M	F	T
Gender												
Program												
Bachelato de Ensino Basico	16	26	42	27	25	52	22	37	59	65	88	153
Grand Total	16	26	42	27	25	52	22	37	59	65	88	153

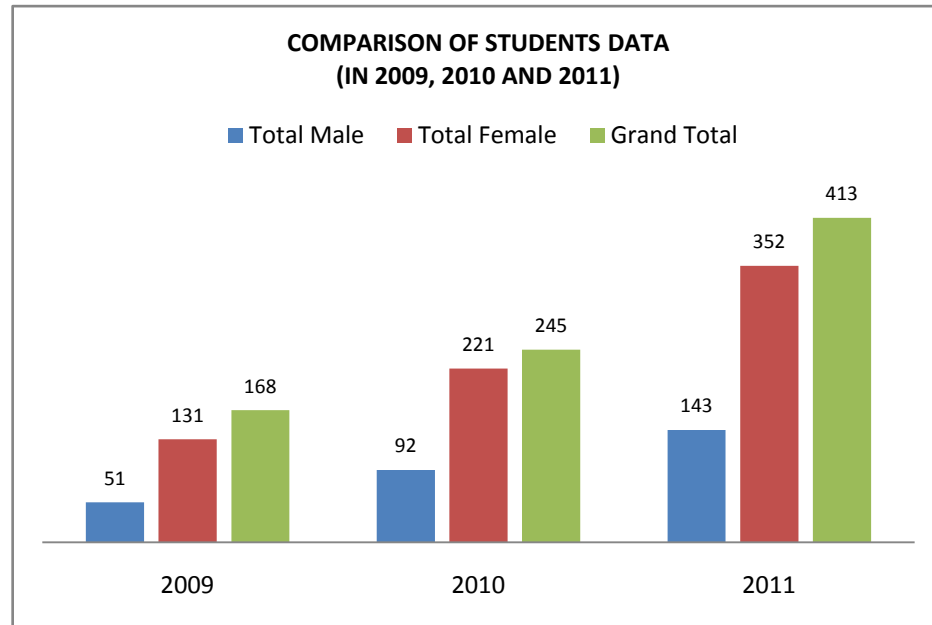
IV. **SUMMARY OF STUDENT DATA**

Total 208/2009	42
Total 2009/2010	52
Total 2011	59
Total Male	88
Total Female	65
Grand Total	153



V. STUDENT DATA COMPARISON

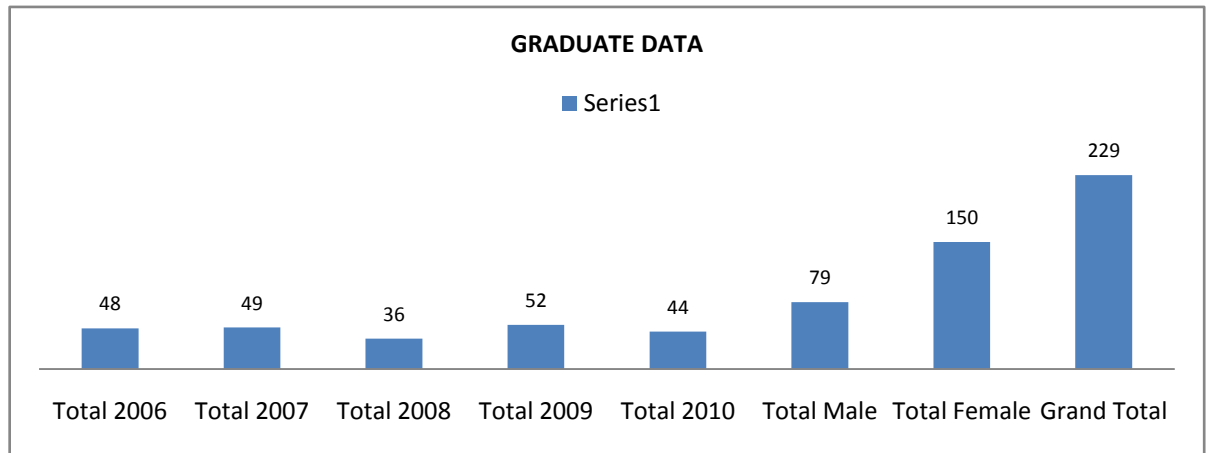
Students number as per data	2009	2010	2011
Total Male	51	131	168
Total Female	92	221	245
Grand Total	143	352	413



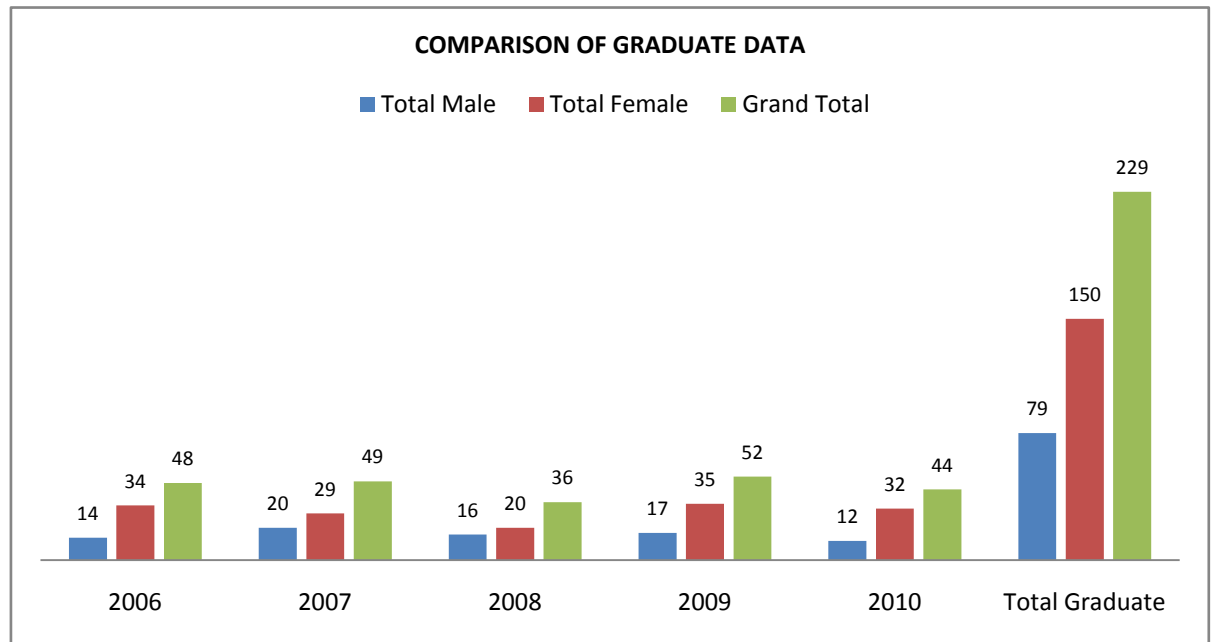
VI. GRADUATE DATA

Graduation Year	2006			2007			2008			2009			2010			Total by Department		
	M	F	T	M	F	T	M	F	T	M	F	T	M	F	T	M	F	T
Program																		
Bachelato de Ensino Basico	14	34	48	20	29	49	16	20	36	17	35	52	12	32	44	79	150	229
Grand Total	14	34	48	20	29	49	16	20	36	17	35	52	12	32	44	79	150	229

Graduate Data	
Total 2006	48
Total 2007	49
Total 2008	36
Total 2009	52
Total 2010	44
Total Male	79
Total Female	150
Grand Total	229



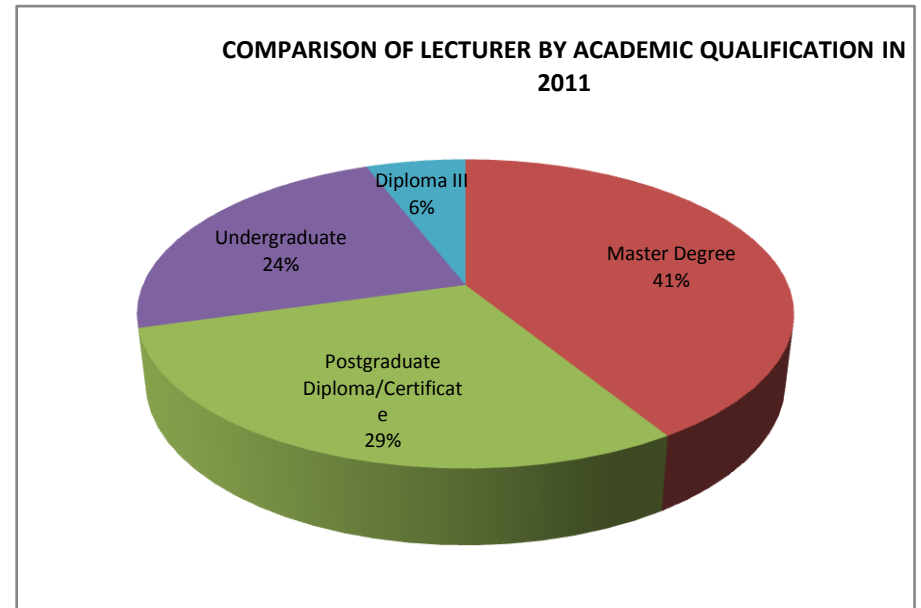
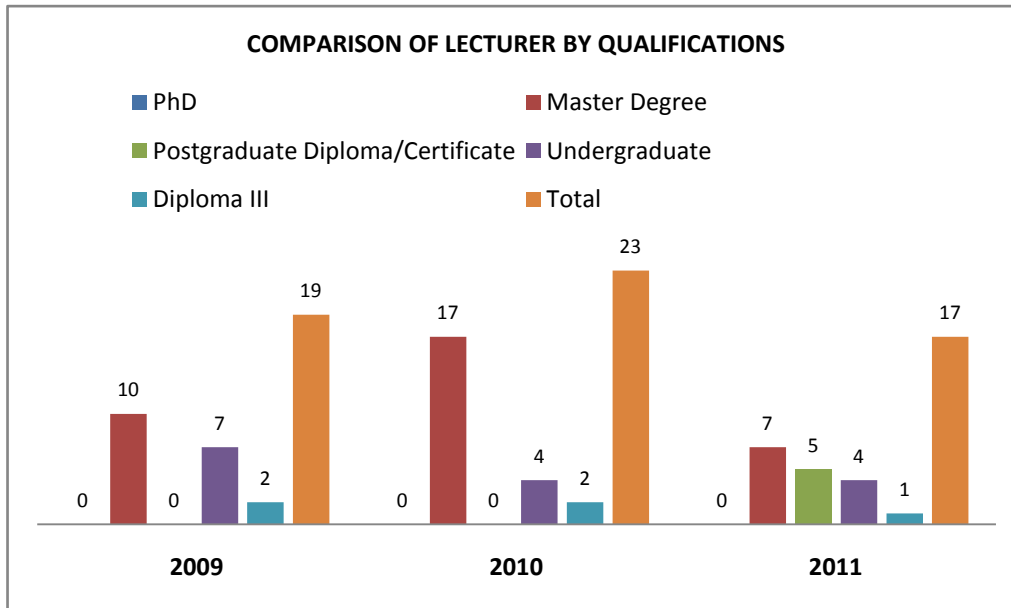
Graduate number as per data	2006	2007	2008	2009	2010	Total Graduate
Total Male	14	20	16	17	12	79
Total Female	34	29	20	35	32	150
Grand Total	48	49	36	52	44	229



VII. LECTURER DATA COMPARISON

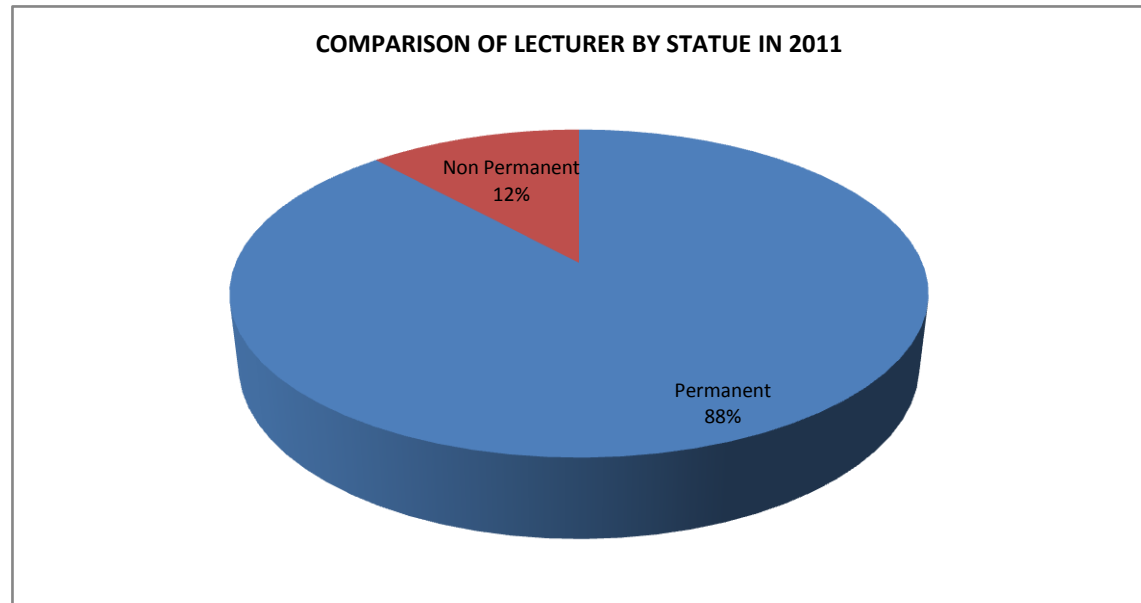
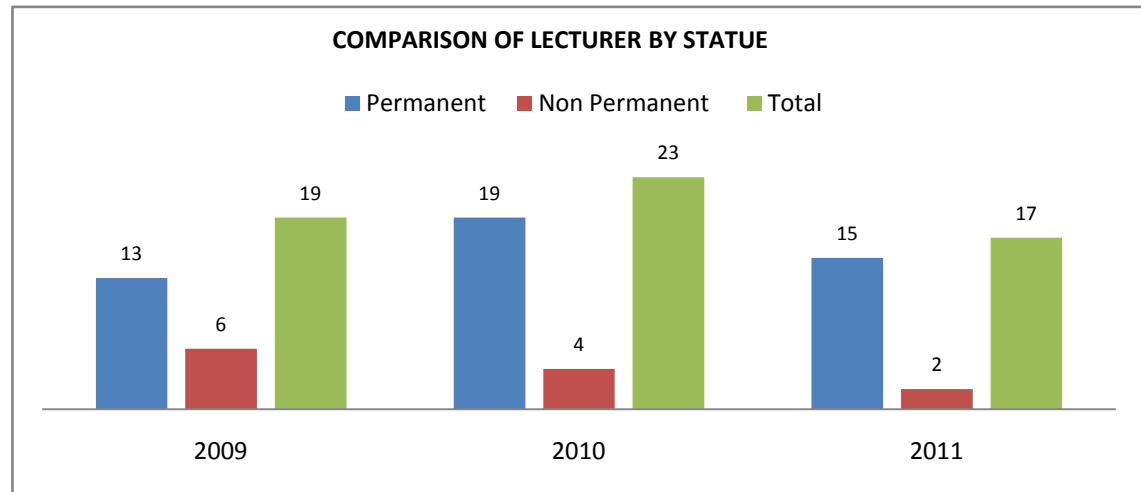
a. By Qualification

Data Collected	By Qualifications					Total
	PhD	Master Degree	Postgraduate Diploma/Certificate	Undergraduate	Diploma III	
2009	0	10	0	7	2	19
2010	0	17	0	4	2	23
2011	0	7	5	4	1	17



b. By Statue

Data Collected	By Statue		
	Permanent	Non Permanent	Total
2009	13	6	19
2010	19	4	23
2011	15	2	17



c. By Gender

Data Collected	By Gender		
	Male	Female	Total
2009	9	10	19
2010	11	12	23
2011	8	9	17

