

**I. GENERAL INFORMATION, STRUCTURE AND CONTACT LIST**

<b>Name of the</b>	<b>INSTITUTO PROFISSIONAL DE CANOSSA</b>
<b>Statue of</b>	Institute
<b>Address</b>	Avenida Canossa, Haslaran Delta Comoro, Dili
<b>Office Phone Number</b>	1. 33 12803 2. 7327391 (Rector) 3.
<b>Email</b>	1. instituto.p.de.canossa@gmail.com 2. ipdc@fdcctl.com 3. zinya.guterres@gmail.com
<b>Website</b>	http://www.ipdc.fdcctl.com
<b>Date of Establishment</b>	10 September 2003
<b>Status of Accreditation</b>	Accredited (Licensure and Initial Accreditation)
<b>Year of Accreditation</b>	2009

Position	Name	Mobile Number	E-mail ID
<b>Rector</b>	Terezinha do MJ Gusmao Guterres, FdCC	7327391	zinya.guterres@gmail.com
<b>Vice Rector/Director of Academic Affairs</b>	D.Dwikori Sitaresmi, MA	7814525	aldoabi@yahoo.com
<b>Vice Rector/director of Finance</b>	Olinda Pereira, FdCC		fdlin08@yahoo.com
<b>Vice Rector/director of Student affairs</b>	Azevedo Marçal, SS, MPP	7895703	az.marcal@gmail.com
<b>Dean of Computer Technical</b>	Paulinus Pandiangan, ST		paulinusp@gmail.com
<b>Dean of Office Management</b>	Pascoela Natalia, FdCC		pasqua@gmail.com

**II. LECTURER DATA (2011)**

<u>Classification by Gender</u>	Total
Total Male	20
Total Female	11
Total	31
<u>Classification by Academic Qualification</u>	
Total Ph.D-S3	0
Total Master Degree-S2	6
Total Post Graduate Diploma/Certificate	0
Total Undergraduate/UG-S1	21
Total Diploma-DIII	4
Total	31
<u>Classification by Employment Statue</u>	
Total Public Servant	0
Total Permanent Contracted	15
Total Temporary Contracted	4
Total Part-time	11
Total Honorarium	1
Total	31

Descriptions	2011		
	Female	Male	Total
<b>Permanent Contracted</b>			
PhD Degree	0	0	0
Master Degree	2	0	2
Post Graduate	0	0	0
UG Degree	5	6	11
Diploma Degree	2	0	2
Sub Total	9	6	15
<b>Temporary Contracted</b>			
PhD Degree	0	0	0
Master Degree	1	1	2
Post Graduate	0	0	0
UG Degree	0	1	1
Diploma Degree	0	1	1
Sub Total	1	3	4

Description	2011		
	female	Male	Total
<b>Honorarium</b>			
PhD Degree	0	0	0
Master Degree	0	0	0
Post Graduate	0	0	0
UG Degree	1	0	1
Diploma Degree	0	0	0
Sub Total	1	0	1
<b>Part-Time</b>			
PhD Degree	0	0	0
Master Degree	0	2	2
Post Grad.	0	0	0
UG Degree	0	8	8
Diploma Degree	0	1	1
Sub Total	0	11	11

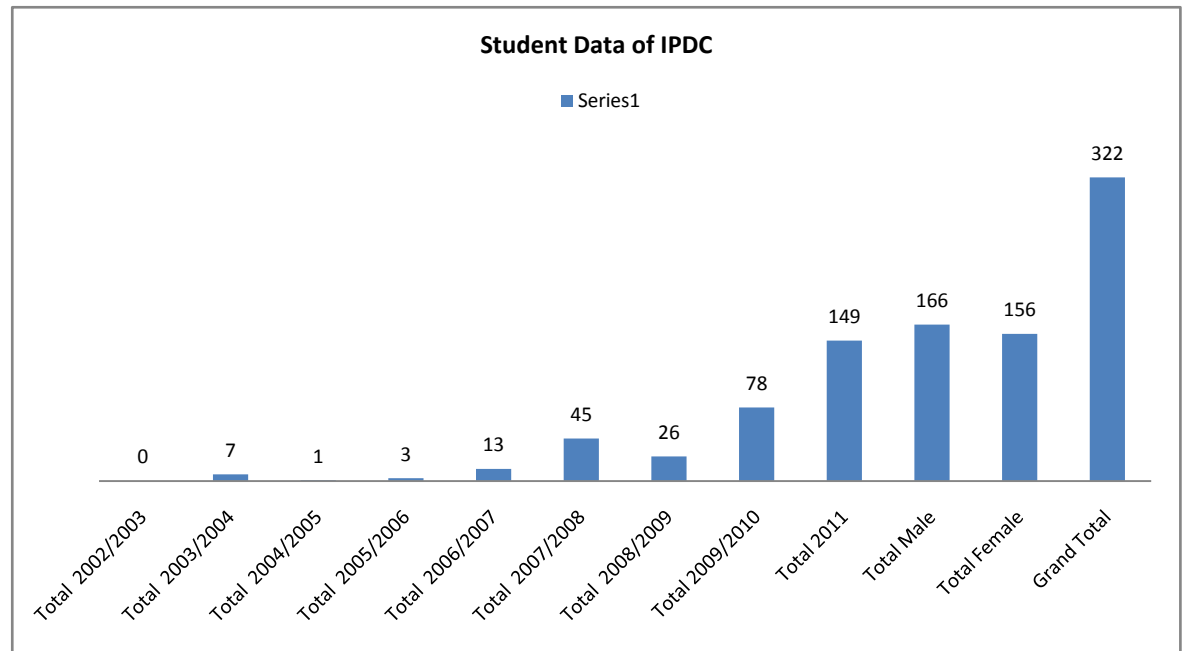
III. STUDENT DATA (2011)

Academic Year	2002/2003			2003/2004			2004/2005			2005/2006		
Gender	M	F	T	M	F	T	M	F	T	M	F	T
Departments												
Office Management	-	-	-	3	-	3	-	1	1	2	1	3
Computer Science	-	-	-	1	3	4	-	-	-	-	-	-
Grand Total	-	-	-	4	3	7	-	1	1	2	1	3

Academic Year	2007/2008			2008/2009			2009/2010			2011			Total		
Gender	M	F	T	M	F	T	M	F	T	M	F	T	M	F	T
Departments															
Office Management	6	13	19	1	6	7	20	32	52	21	40	61	56	100	156
Computer Science	12	14	26	11	8	19	20	6	26	65	23	88	110	56	166
Grand Total	18	27	45	12	14	26	40	38	78	86	63	149	166	156	322

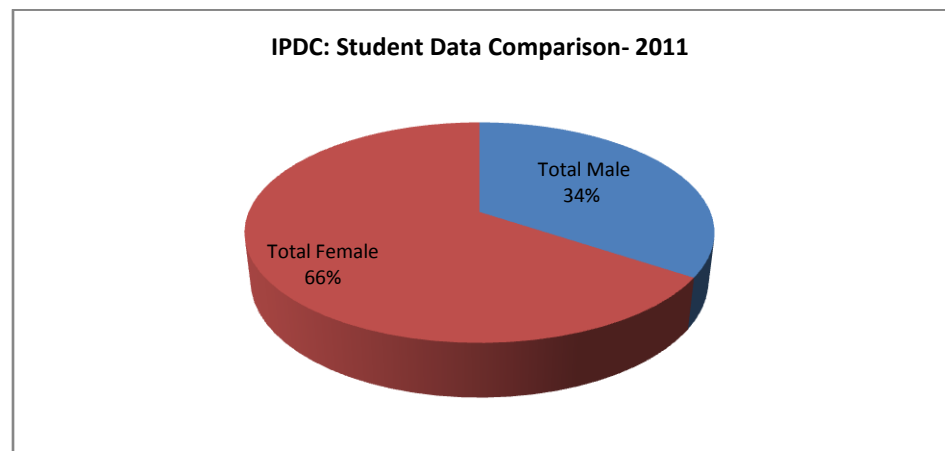
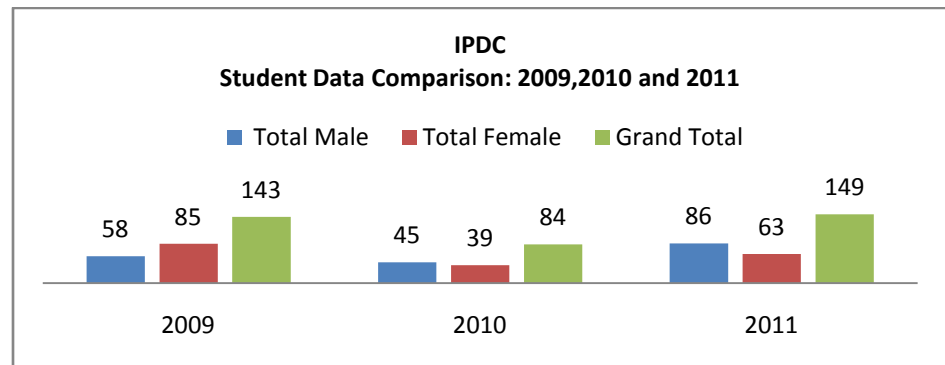
IV. SUMMARY OF STUDENT DATA (2011)

Total 2002/2003	0
Total 2003/2004	7
Total 2004/2005	1
Total 2005/2006	3
Total 2006/2007	13
Total 2007/2008	45
Total 2008/2009	26
Total 2009/2010	78
Total 2011	149
Total Male	166
Total Female	156
Grand Total	322



V. STUDENT DATA COMPARISON

Student number as per	2009	2010	2011
Total Male	58	45	86
Total Female	85	39	63
Grand Total	143	84	149



VI. GRADUATE DATA (2011)

Departments	2009			2010			2011			Total		
	M	F	T	M	F	T	M	F	T	M	F	T
Office Management	29		29			-			-	29	-	29
Computer Science	20		20			-			-	20	-	20
Total	49	-	49	-	-	-	-	-	-	49	-	49

VII. GRADUATE STUDENT DATA COMPARISON

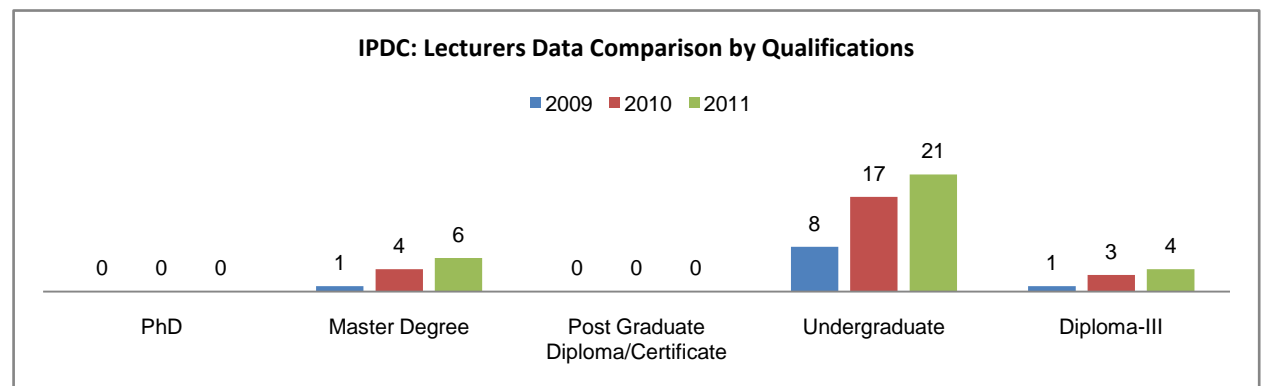
Graduate number as per data	2009	2010	Total Graduate
Total Male	29		29
Total Female	20		20
Grand Total	49		49

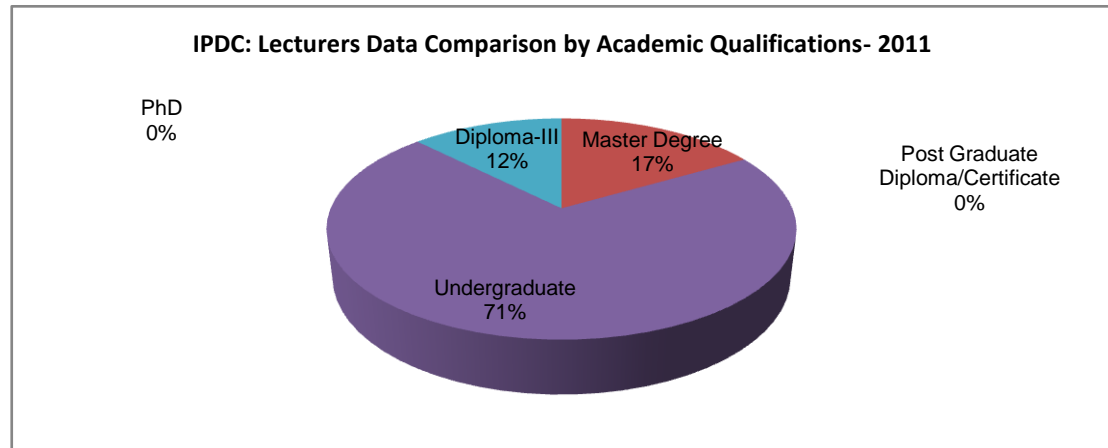
VIII. STUDENT COMPARISON DATA IN MAIN CAMPUS AND PARALLEL CLASSES

IX. LECTURER DATA COMPARISON.

a. By Academic Qualification

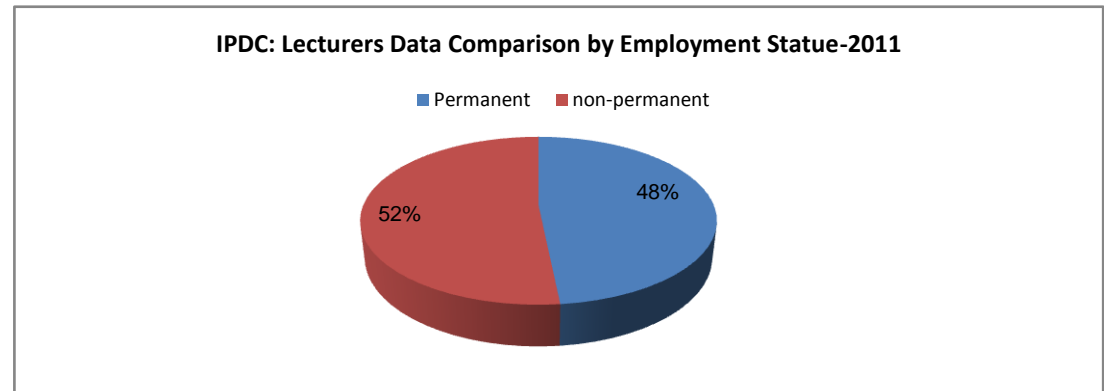
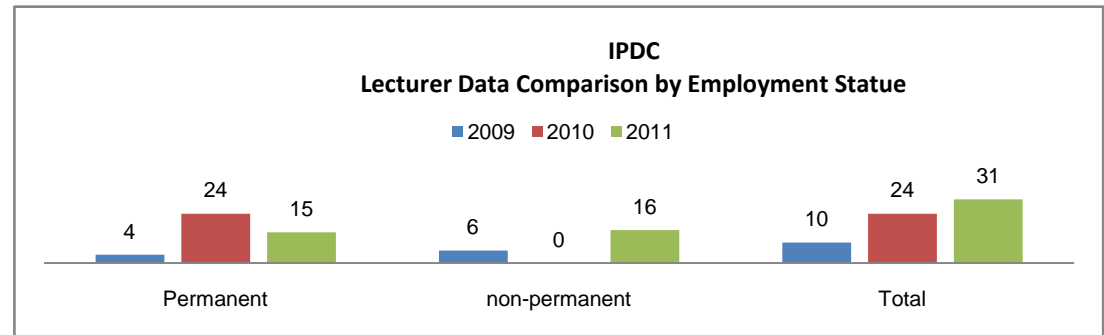
Data collected	By qualification					
	PhD	Master	Post Graduate	Undergraduate	Diploma-III	Total
2009	-	1	-	8	1	10
2010	-	4	-	17	3	24
2011	-	6	-	21	4	31





**b. By Employment Statue**

Data collected	By Statue		
	Permanent	non-	Total
2009	4	6	10
2010	24	-	24
2011	15	16	31



c. By Gender

Data	By Gender		
	Male	Female	Total
2009	6	4	10
2010	11	13	24
2011	20	11	31

