

**I. GENERAL INFORMATION, STRUCTURE AND CONTACT LIST**

<b>Name of the</b>	<b>Universidade Nacional Timor Lorosa'e (UNTL)</b>
<b>Statue of</b>	University
<b>Address</b>	Avenida Cidade de Lisboa Dili, Timor
<b>Office Phone Number</b>	1. 3321210 2. 3322658 3.
<b>Email</b>	1. reitoria_untl@yahoo.com 2. 3.
<b>Website</b>	untl-timorleste.blogspot.com
<b>Date of</b>	17 November 2000
<b>Accreditation</b>	Accredited (Licensure and Initial Accreditation)
<b>Year of</b>	2008

Position	Name	Mobile Number	E-mail ID
<b>Rector</b>	Prof.Doutor Aurelio Guterres	7231552	reitoria_untl@yahoo.com
<b>Vice Rector/</b>	Dr. Miguel Maia dos Santos	7239184	mglmaiadossantos@yahoo.com.br
<b>Vice Rector/director of</b>	Prof. Doutor Francisco Miguel Martins		
<b>Vice Rector/director of</b>	Jose Antonio Lourenco da Costa, M.Sc		
<b>Dean of Agriculture Faculty</b>	Jose Nelson Salsinha, MP	7282746	
<b>Dean of Social and Political sciences e Ciencias Faculty (Faspol)</b>	Martinho Pereira, MA	7273347	
<b>Dean of Education Faculty</b>	Marcos Antonio Amaral, M.Ed.Mgmt	7282871	
<b>Dean of Economy Faculty</b>	Cristovao dos Reis, M.Sc.	7356356	
<b>Dean of Engineering Faculty</b>	Eng. Gabriel Antonio de Sa, M.Sc.		
<b>Dean of General Medicine and Health Science Faculty</b>	Prof. Dr. João Martins		
<b>Dean Law Faculty</b>	Dr. Tome Xavier Jerónimo		

**II. LECTURER DATA (2011)**

<b>Classification by Gender</b>	<b>Total</b>
Total Male	228
Total Female	47
<b>Total</b>	<b>275</b>
<b>Classification by Academic Qualification</b>	
Total Ph.D-S3	9
Total Master Degree-S2	115
Total Post Graduate Diploma/Certificate	4
Total Undergraduate/UG-S1	128
Total Diploma-DIII	19
<b>Total</b>	<b>275</b>
<b>Classification by Statue</b>	
Total Public Servant	0
Total Permanent Contracted	253
Total Temporary Contracted	22
Total Part-time	0
Total Honorarium	0
<b>Total</b>	<b>275</b>

Descriptions	2011		
	Female	Male	Total
<b>Permanent Contracted</b>			
PhD Degree	0	9	9
Master Degree	11	99	110
Post Graduate	0	4	4
UG Degree	27	84	111
Diploma Degree	3	16	19
<b>Sub Total</b>	<b>41</b>	<b>212</b>	<b>253</b>
<b>Temporary Contracted</b>			
PhD Degree	0	0	0
Master Degree	0	5	5
Post Graduate	0	0	0
UG Degree	6	11	17
Diploma Degree	0	0	0
<b>Sub Total</b>	<b>6</b>	<b>16</b>	<b>22</b>

Description	2011		
	female	Male	Total
<b>Honorarium</b>			
PhD Degree	0	0	0
Master Degree	0	0	0
Post Graduate	0	0	0
UG Degree	0	0	0
Diploma Degree	0	0	0
<b>Sub Total</b>	<b>0</b>	<b>0</b>	<b>0</b>
<b>Part-Time</b>			
PhD Degree	0	0	0
Master Degree	0	0	0
Post Grad.	0	0	0
UG Degree	0	0	0
Diploma Degree	0	0	0
<b>Sub Total</b>	<b>0</b>	<b>0</b>	<b>0</b>

III. STUDENT DATA (2011)

Academic Year Gender	2000/2001			2001/2002			2002/2003			2003/2004			2004/2005			2005/2006			2006/2007		
	M	F	T	M	F	T	M	F	T	M	F	T	M	F	T	M	F	T	M	F	T
<b>Faculty of Agriculture (Faculdade da Agricultura)</b>																					
Agronomy (Agronomia)	30	15	45	28	12	40	11	9	20	9	9	18	8	8	16	22	13	35	14	12	26
Agro-Economy (Agro-Economia)	13	13	26	17	6	23	7	9	16	8	13	21	9	10	19	23	15	38	10	15	25
Agro-Pecuaria (livestocks)	21	11	32	15	7	22	7	5	12	9	8	17	11	9	20	19	6	25	17	12	29
Agriarian Sciences (Ciencias Agraria-Animal Health (Saude Animal))	-	-	-	1	-	1	2	-	2	5	3	8	8	6	14	10	6	16	3	5	8
Sub Total	64	39	103	61	25	86	27	23	50	31	33	64	36	33	69	74	40	114	44	44	88
<b>Faculty of Economy (Faculdade)</b>																					
Management (Gestao)	11	12	23	38	28	66	10	6	16	10	19	29	48	51	99	30	30	60	12	24	36
Economy Sciences & Development Studies (Cien. Econ. e Estudo do Desenvolvimento)	6	4	10	5	1	6	4	5	9	14	15	29	46	37	83	43	21	64	21	11	32
Economy and Management (Economia e Gestao-FUP)	-	-	-	-	2	2	2	2	4	4	6	10	6	8	14	12	24	36	10	14	24
Trade and Tourism (Comercio e Turismo)	-	-	-	-	-	-	-	-	-	-	-	-	-	-	-	-	-	-	-	-	-
Sub Total	17	16	33	43	31	74	16	13	29	28	40	68	100	96	196	85	75	160	43	49	92
<b>Faculty of Educational Sciences (Faculdade da Ciências de Educação)</b>																					
Biology (Biologia)	11	13	24	11	21	32	4	9	13	7	11	18	2	9	11	5	6	11	15	20	35
Chemistry (Quimica)	-	-	-	-	1	1	1	3	4	1	6	7	10	11	21	23	13	36	16	15	31
English (Lingua Inglesa)	32	19	51	20	13	33	6	7	13	15	5	20	13	4	17	17	8	25	20	7	27
Mathematics (Matematica)	11	1	12	16	7	23	10	7	17	11	16	27	13	17	30	24	18	42	11	9	20
Melayu Language (Lingua Malaio)	1	1	2	-	-	-	-	-	-	-	-	-	-	-	-	-	-	-	-	-	-
Physics (Fisica)	-	-	-	-	-	-	-	1	1	4	3	7	8	3	11	16	13	29	14	7	21
Portuguese (Lingua Portuguesa-Bachelorato)	-	-	-	2	8	10	1	2	3	-	-	-	-	-	-	-	-	-	-	-	-
Portuguese (Lingua Portuguesa-Licenciatura)	-	-	-	2	11	13	1	3	4	4	3	7	5	5	10	1	2	3	7	8	15
Social Communication (Comunicacao Social)	-	-	-	-	-	-	-	-	-	-	-	-	-	-	-	-	-	-	-	-	-
Sport Education (Educacao Fisico/Desporto)	-	-	-	-	-	-	-	-	-	-	-	-	-	-	-	-	-	-	-	-	-
Teacher Training for Initial Series (Formacao Professores para Series Iniciais)	-	-	-	-	-	-	-	-	-	-	-	-	-	-	-	9	21	30	2	11	13
Sub Total	55	34	89	51	61	112	23	32	55	42	44	86	51	49	100	95	81	176	85	77	162
<b>Faculty of Engineering (Faculdade da Engenharia)</b>																					

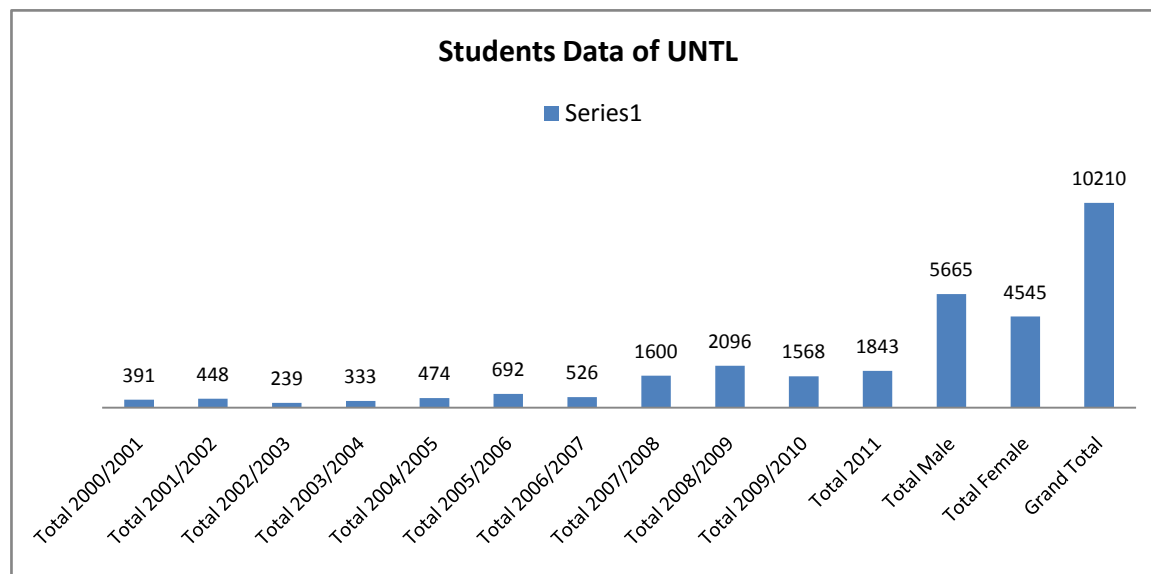
Civil Construction (Construcao Civil)	3	1	4	3	2	5	11	3	14	7	-	7	15	3	18	15	4	19	19	2	21
Electronic (Electronica)	3	1	4	10	-	10	7	1	8	18	7	25	12	3	15	19	3	22	17	1	18
Electrotechnic (Electrotecnica-FUP)	-	-	-	-	-	-	1	-	1	-	-	-	-	-	-	2	-	2	3	2	5
Informatic (Informatica-FUP)	-	-	-	-	-	-	-	-	-	-	-	-	-	-	-	10	1	11	7	9	16
Mechanics (Mecanica)	-	-	-	-	-	-	9	-	9	13	-	13	18	3	21	25	-	25	15	-	15
Sub Total	6	2	8	13	2	15	28	4	32	38	7	45	45	9	54	71	8	79	61	14	75
<b>Faculty of Health Sciences (Faculdade da Medicina)</b>																					
General Medicine (Medicina Geral)	-	-	-	-	-	-	-	-	-	-	-	-	-	-	-	17	33	50	15	27	42
Nursing (Enfermagem)	-	-	-	-	-	-	-	-	-	-	-	-	-	-	-	-	-	-	-	-	-
Midwives (Parteira)	-	-	-	-	-	-	-	-	-	-	-	-	-	-	-	-	-	-	-	-	-
Sub Total	-	-	-	-	-	-	-	-	-	-	-	-	-	-	-	17	33	50	15	27	42
<b>Faculty of Law (Faculdade do Direito)</b>																					
General Law (Direito Geral)	-	-	-	-	-	-	-	-	-	-	-	-	-	-	-	11	7	18	1	2	3
Sub Total	-	-	-	-	-	-	-	-	-	-	-	-	-	-	-	11	7	18	1	2	3
<b>Faculty of Social Sciences and Politics (Faculdade de Ciencias Social e Politicas)</b>																					
Community Development	-	-	-	-	-	-	9	5	14	4	6	10	5	3	8	19	9	28	9	3	12
Governmental Sciences (Ciencias)	69	23	92	67	35	102	17	9	26	22	8	30	18	1	19	4	23	27	8	15	23
Public Administration (Administracao)	50	16	66	31	28	59	19	14	33	17	13	30	18	10	28	27	13	40	14	15	29
Publics Policy (Politica Publicos)	-	-	-	-	-	-	-	-	-	-	-	-	-	-	-	-	-	-	-	-	-
Sub Total	119	39	158	98	63	161	45	28	73	43	27	70	41	14	55	50	45	95	31	33	64
Grand Total	261	130	391	266	182	448	139	100	239	182	151	333	273	201	474	403	289	692	280	246	526

Academic Year	2007/2008			2008/2009			2009/2010			2011			Total By Department		
Gender	M	F	T	M	F	T	M	F	T	M	F	T	M	F	T
Agronomy (Agronomia)	57	38	95	73	41	114	35	15	50	42	16	58	329	188	517
Agro-Economy (Agro-Economia)	47	43	90	59	61	120	24	31	55	18	20	38	235	236	471
Agro-Pecuaria (livestock)	40	45	85	62	45	107	34	18	52	24	21	45	259	187	446
Agriarian Sciences (Ciencias Agraria-FUP)	-	-	-	-	-	-	-	-	-	-	-	-	29	20	49
Animal Health (Saude Animal)	-	-	-	-	-	-	31	20	51	19	13	32	50	33	83
Sub Total	144	126	270	194	147	341	124	84	208	103	70	173	902	664	1,566
<b>Faculty of Economy (Faculdade da Economia)</b>															
Management (Gestao)	62	123	185	75	95	170	38	31	69	41	56	97	375	475	850
Economy Sciences & Development Studies (Cien. Econ. e Estudo do Desenvolvimento)	100	79	179	88	76	164	46	24	70	60	33	93	433	306	739
Economy and Management (Economia e Gestao-FUP)	-	-	-	-	-	-	-	-	-	-	-	-	34	56	90
Trade and Tourism (Comercio e Turismo)	-	-	-	74	82	156	30	44	74	44	50	94	148	176	324

Sub Total	162	202	364	237	253	490	114	99	213	145	139	284	990	1,013	2,003
<b>Faculty of Educational Sciences (Faculdade da Ciências de Educação)</b>															
Biology (Biologia)	42	62	104	39	62	101	38	81	119	20	47	67	194	341	535
Chemistry (Quimica)	44	44	88	45	51	96	59	40	99	42	37	79	241	221	462
English (Lingua Inglesa)	62	30	92	73	53	126	59	32	91	62	38	100	379	216	595
Mathematics (Matematica)	58	29	87	59	30	89	50	20	70	19	12	31	282	166	448
Melayu Language (Lingua Malaio)	-	-	-	-	-	-	-	-	-	-	-	-	1	1	2
Physics (Fisica)	56	40	96	77	36	113	35	27	62	22	21	43	232	151	383
Portuguese (Lingua Portuguesa-Bachelorato)	-	-	-	-	-	-	-	-	-	-	-	-	3	10	13
Portuguese (Lingua Portuguesa-Licenciatura)	1	6	7	19	27	46	28	40	68	44	69	113	112	174	286
Social Communication (Comunicacao Social)	-	-	-	35	52	87	27	21	48	42	62	104	104	135	239
Sport Education (Educacao Fisico/Desporto)	-	-	-	-	-	-	32	6	38	14	4	18	46	10	56
Teacher Training for Initial Series (Formacao Professores para Series Iniciais)	11	22	33	31	48	79	30	44	74	5	19	24	88	165	253
Sub Total	274	233	507	378	359	737	358	311	669	270	309	579	1,682	1,590	3,272
<b>Faculty of Engineering (Faculdade da Engenharia)</b>															
Civil Construction (Construcao Civil)	44	7	51	46	7	53	28	7	35	76	8	84	267	44	311
Electronic (Electronica)	44	11	55	61	4	65	35	1	36	64	8	72	290	40	330
Electrotechnic (Electrotecnica-FUP)	-	-	-	-	-	-	-	-	-	-	-	-	6	2	8
Informatic (Informatica-FUP)	15	14	29	22	25	47	17	13	30	47	24	71	118	86	204
Mecanics (Mecanica)	38	3	41	52	4	56	25	1	26	29	6	35	224	17	241
Sub Total	141	35	176	181	40	221	105	22	127	216	46	262	905	189	1,094
<b>Faculty of Health Sciences (Faculdade da Medicina)</b>															
General Medicine (Medicina Geral)	15	25	40	8	11	19	21	38	59	16	26	42	92	160	252
Nursing (Enfermagem)	-	-	-	29	48	77	33	33	66	33	43	76	95	124	219
Midwives (Parteira)	-	-	-	-	-	-	-	64	64	-	66	66	-	130	130
Sub Total	15	25	40	37	59	96	54	135	189	49	135	184	187	414	601
<b>Faculty of Law (Faculdade do Direito)</b>															
General Law (Direito Geral)	4	2	6	1	1	2	5	1	6	40	32	72	62	45	107
Sub Total	4	2	6	1	1	2	5	1	6	40	32	72	62	45	107
<b>Faculty of Social Sciences and Politics (Faculdade de Ciencias Social e Politicas)</b>															
Community Development	34	15	49	34	25	59	41	6	47	48	11	59	203	83	286
Governmental Sciences (Ciencias)	17	78	95	13	29	42	4	23	27	62	17	79	301	261	562
Public Administration (Administracao)	59	34	93	25	25	50	40	16	56	39	54	93	339	238	577
Publics Policy (Politica Publicos)	-	-	-	39	19	58	22	4	26	33	25	58	94	48	142
Sub Total	110	127	237	111	98	209	107	49	156	182	107	289	937	630	1,567
<b>Grand Total</b>	<b>850</b>	<b>750</b>	<b>1,600</b>	<b>1,139</b>	<b>957</b>	<b>2,096</b>	<b>867</b>	<b>701</b>	<b>1,568</b>	<b>1,005</b>	<b>838</b>	<b>1,843</b>	<b>5,665</b>	<b>4,545</b>	<b>10,210</b>

**IV. SUMMARY OF STUDENT DATA (2011)**

Bachelor (DIII) and Under Graduate	
Total 2000/2001	391
Total 2001/2002	448
Total 2002/2003	239
Total 2003/2004	333
Total 2004/2005	474
Total 2005/2006	692
Total 2006/2007	526
Total 2007/2008	1600
Total 2008/2009	2096
Total 2009/2010	1568
Total 2011	1843
Total Male	5665
Total Female	4545
Grand Total	10210



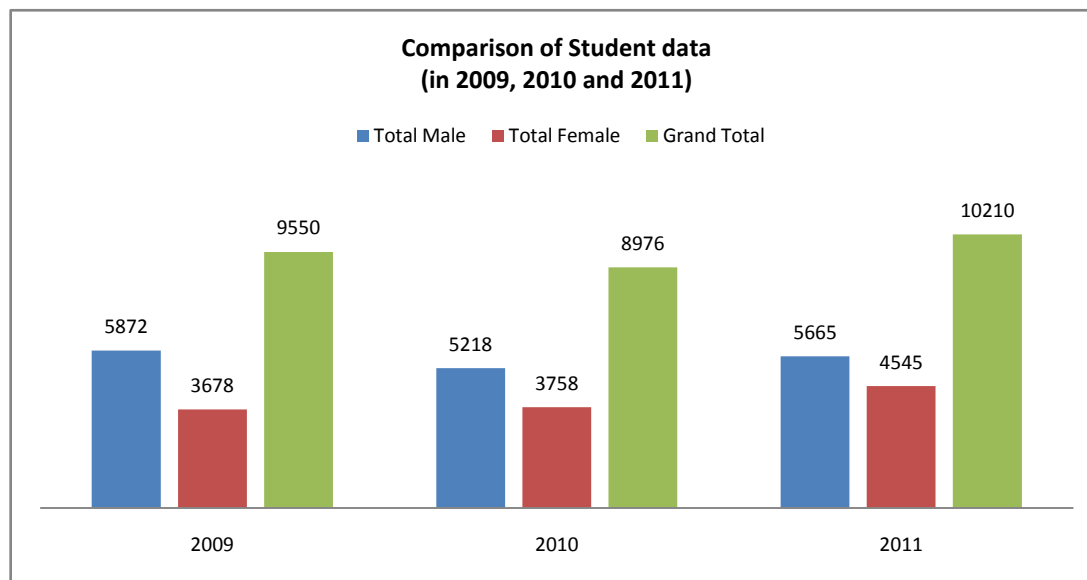
**V. GRADUATE DATA (2011)**

Faculty & Departments	Graduation Year	2003			2007			2009			2010			Total by Departments		
		M	F	T	M	F	T	M	F	T	M	F	T	M	F	T
Agriculture	Agronomy	44	8	52	30	8	38	30	10	40	30	23	53	134	49	183
	Agro-Economy	16	5	21	40	7	47	41	17	58	38	23	61	135	52	187
	Agro-Livestock	31	1	32	59	16	75	52	14	66	26	14	40	168	45	213
	Science of Agrarian (FUP)	-	-	-	5	2	7	4	6	10	17	14	31	26	22	48
	<b>Sub Total</b>	<b>91</b>	<b>14</b>	<b>105</b>	<b>134</b>	<b>33</b>	<b>167</b>	<b>127</b>	<b>47</b>	<b>174</b>	<b>111</b>	<b>74</b>	<b>185</b>	<b>463</b>	<b>168</b>	<b>631</b>
Politics and Social Sciences	Public Administration	32	15	47	59	22	81	207	148	355	64	29	93	362	214	576
	Governmental Sciences	51	15	66	112	27	139	149	44	193	78	29	107	390	115	505
	Community Development	-	-	-	-	-	-	13	2	15	18	11	29	31	13	44
	<b>Sub Total</b>	<b>83</b>	<b>30</b>	<b>113</b>	<b>171</b>	<b>49</b>	<b>220</b>	<b>369</b>	<b>194</b>	<b>563</b>	<b>160</b>	<b>69</b>	<b>229</b>	<b>783</b>	<b>342</b>	<b>1,125</b>
Educational Sciences	Malaya Language	33	8	41	36	17	53	30	10	40	1	-	1	100	35	135
	English Language	30	5	35	42	20	62	53	29	82	29	12	41	154	66	220
	Biology	7	4	11	16	12	28	45	41	86	19	37	56	87	94	181
	Mathematics	12	-	12	24	6	30	23	19	42	25	16	41	84	41	125
	Chemistry	-	-	-	22	13	35	19	21	40	14	16	30	55	50	105
	Physics	-	-	-	16	14	30	43	31	74	24	14	38	83	59	142
	Portuguese Language (UG)	-	-	-	5	6	11	6	8	14	13	22	35	24	36	60
	Portuguese Language (DIII)	-	-	-	11	14	25	11	15	26	-	-	-	22	29	51
	Teaching Training for Beginners Level	-	-	-	-	-	-	15	7	22	6	5	11	21	12	33
Teaching Training for Beginners Level (S1)	-	-	-	-	-	-	-	-	-	-	-	-	-	-	-	

	Biology (DIII)	-	-	-	-	-	-	78	56	134	41	30	71	119	86	205
	Physics (DIII)	-	-	-	-	-	-	6	2	8	27	6	33	33	8	41
	Chemistry (DIII)	-	-	-	-	-	-	6	2	8	17	8	25	23	10	33
	Mathematics (DIII)	-	-	-	-	-	-	44	31	75	80	27	107	124	58	182
	Professional Education (DII)	-	-	-	-	-	-	34	50	84	134	147	281	168	197	365
	Portuguese Language	-	-	-	-	-	-	-	-	-	102	44	146	102	44	146
	History & Geography	-	-	-	-	-	-	-	-	-	42	11	53	42	11	53
	<b>Sub Total</b>	<b>82</b>	<b>17</b>	<b>99</b>	<b>172</b>	<b>102</b>	<b>274</b>	<b>413</b>	<b>322</b>	<b>735</b>	<b>574</b>	<b>395</b>	<b>969</b>	<b>1,241</b>	<b>836</b>	<b>2,077</b>
Economy	Management	-	-	-	69	39	108	102	119	221	70	80	150	241	238	479
	Economic Sciences & Development Study	-	-	-	54	22	76	107	35	142	52	43	95	213	100	313
	Economy & Management (FUP)	-	-	-	12	9	21	19	14	33	24	41	65	55	64	119
	<b>Sub Total</b>	<b>-</b>	<b>-</b>	<b>-</b>	<b>135</b>	<b>70</b>	<b>205</b>	<b>228</b>	<b>168</b>	<b>396</b>	<b>146</b>	<b>164</b>	<b>310</b>	<b>509</b>	<b>402</b>	<b>911</b>
Engineering	Mechanic	23	3	26	70	2	72	47	2	49	76	3	79	216	10	226
	Civil Construction	17	-	17	38	5	43	16	2	18	24	6	30	95	13	108
	Electronic	24	3	27	35	10	45	17	5	22	25	5	30	101	23	124
	Electronic (FUP)	-	-	-	13	1	14	25	8	33	6	2	8	44	11	55
	Informatics (FUP)	-	-	-	16	11	27	20	20	40	32	27	59	68	58	126
	<b>Sub Total</b>	<b>64</b>	<b>6</b>	<b>70</b>	<b>172</b>	<b>29</b>	<b>201</b>	<b>125</b>	<b>37</b>	<b>162</b>	<b>163</b>	<b>43</b>	<b>206</b>	<b>524</b>	<b>115</b>	<b>639</b>
Medicine	Basic General Medicine	-	-	-	-	-	-	-	-	-	9	9	18	9	9	18
	Midwives	-	-	-	-	-	-	-	-	-	-	-	-	-	-	-
	Nursing	-	-	-	-	-	-	-	-	-	-	-	-	-	-	-
	<b>Sub Total</b>	<b>-</b>	<b>-</b>	<b>-</b>	<b>-</b>	<b>-</b>	<b>-</b>	<b>-</b>	<b>-</b>	<b>-</b>	<b>9</b>	<b>9</b>	<b>18</b>	<b>9</b>	<b>9</b>	<b>18</b>
<b>Grand Total</b>		<b>320</b>	<b>67</b>	<b>387</b>	<b>784</b>	<b>283</b>	<b>1,067</b>	<b>1,262</b>	<b>768</b>	<b>2,030</b>	<b>1,163</b>	<b>754</b>	<b>1,917</b>	<b>3,529</b>	<b>1,872</b>	<b>5,401</b>

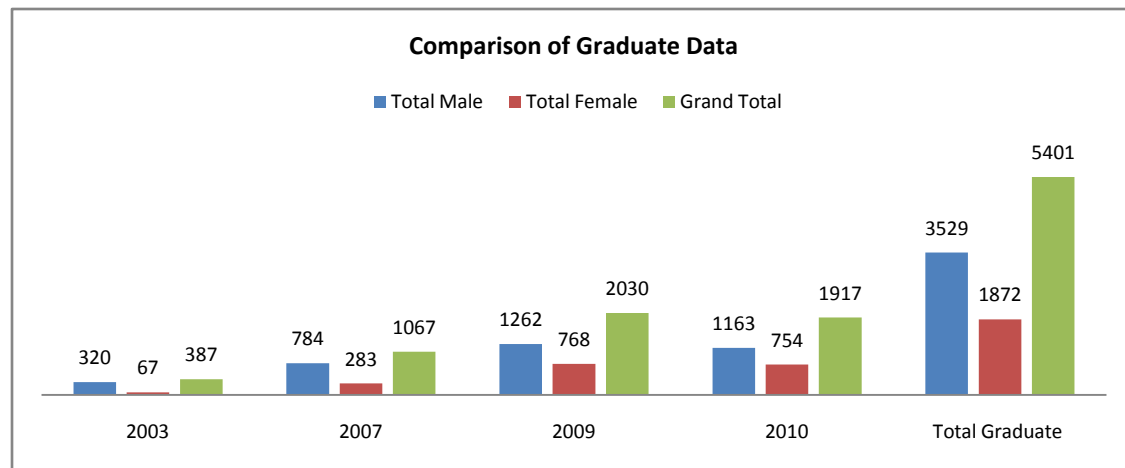
VI. STUDENT DATA COMPARISON

Student number as per data	2009	2010	2011
Total Male	5872	5218	5665
Total Female	3678	3758	4545
Grand Total	9550	8976	10210



**VII. GRADUATE STUDENT DATA COMPARISON**

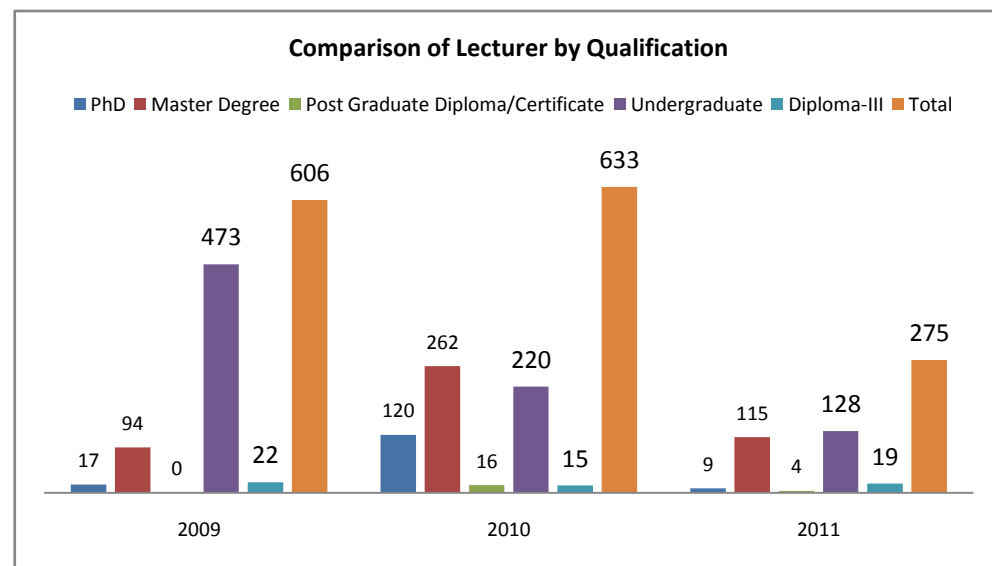
Graduation year	2003	2007	2009	2010	Total Graduate
Total Male	320	784	1262	1163	3529
Total Female	67	283	768	754	1872
Grand Total	387	1067	2030	1917	5401

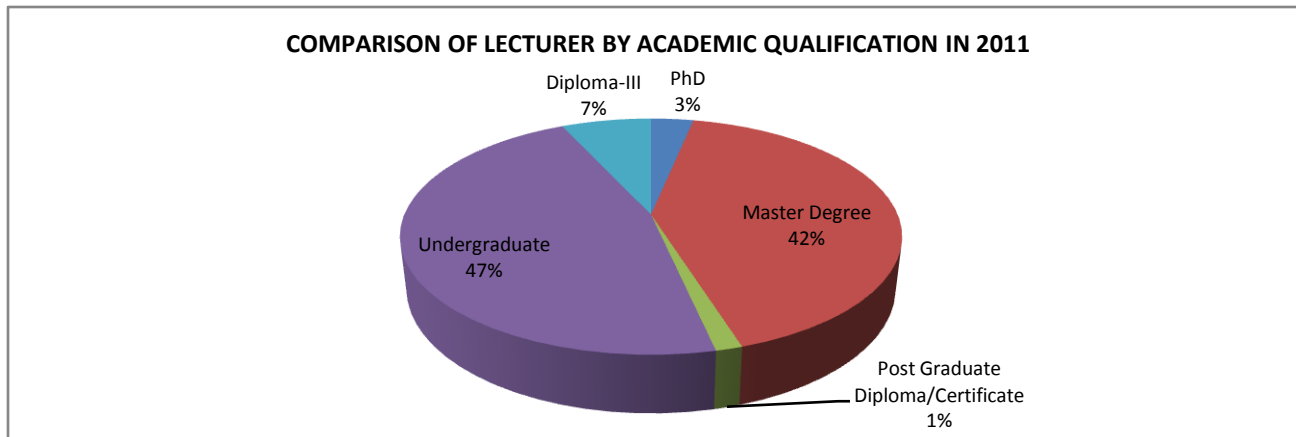


**VIII. LECTURER DATA COMPARISON.**

**a. By Qualification**

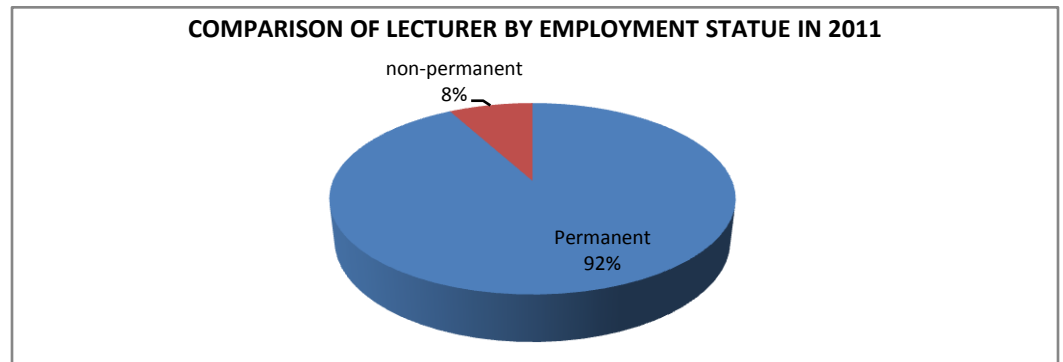
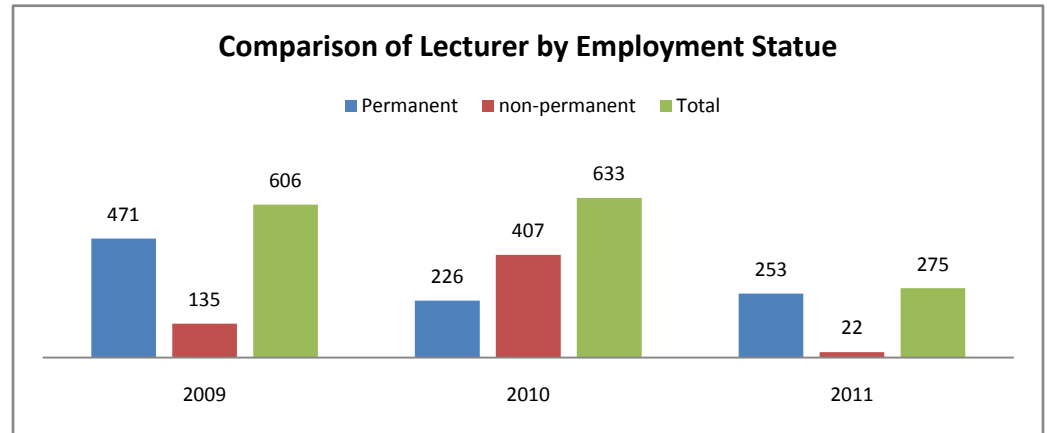
Year of Collection	By qualification					Total
	PhD	Master Degree	Post Graduate Diploma/Certificate	Undergraduate	Diploma-III	
2009	17	94	0	473	22	606
2010	120	262	16	220	15	633
2011	9	115	4	128	19	275





**b. By Lecturer Employment Statue**

Year of Collection	By Statue		
	Permanent	non-permanent	Total
2009	471	135	606
2010	226	407	633
2011	253	22	275





**c. By Gender**

Data collected	By Gender		
	Male	Female	Total
2009	411	195	606
2010	431	202	633
2011	228	47	275

