

I. GENERAL INFORMATION, STRUCTURE AND CONTACT LIST

Name of the Institution	Instituto de Ciências Religiosas (ICR)
Statue of Institution	Institute
Address	Colegio Bispo Medeiros-Lahane, Dili, Timor Leste
Office Phone Number	1. +670 3321306 2. 3.
Email	1. gabkoten@hotmail.com 2. urbanusb@yahoo.com
Website	
Date of Establishment	24 March 1988
Status of Accreditation	Accredited (Licensure and Initial Accreditation)
Year of Accreditation	2008

Position	Name	Mobile Number	E-mail ID
Rector	Pe. Gabriel Suban Koten, SVD, M.Th	7260370	gabkoten@hotmail.com
Vice Rector of Education Affairs	Pe. José Taçain, SVD, Lic.Teol	7627368	autunobello@yahoo.com
Vice Rector of Administration and Finance	Pe. Paul Kerans, SVD, S.Fil	7452621	ikutubo@yahoo.com
Vice Rector of Student Affairs	Pe. Urbanus Bunga Lolon, SVD, M.Ed	7294189	urbanusb@yahoo.com

II. LECTURER DATA (2011)

<u>Classification by Gender</u>	Total
Total Male	31
Total Female	5
Total	36
<u>Classification by Qualification</u>	
Total Ph.D-S3	0
Total Master Degree-S2	16
Total Post Graduate Diploma/Certificate	1
Total Undergraduate/UG-S1	18
Total Diploma-DIII	1
Total	36
<u>Classification by Statue</u>	
Total Public Servant	4
Total Permanent Contracted	13
Total Temporary Contracted	0
Total Part-time	19
Total Honorarium	0
Total	36

Descriptions	2011		
	Female	Male	Total
Permanent Contracted			
PhD Degree	0	0	0
Master Degree	0	6	6
Post Graduate Diploma/Certificate	0	0	0
UG Degree	1	6	7
Diploma Degree	0	0	0
Sub Total	1	12	13
Temporary Contracted			
PhD Degree	0	0	0
Master Degree	0	0	0
Post Graduate Diploma/Certificate	0	0	0
UG Degree	0	0	0
Diploma Degree	0	0	0
Sub Total	0	0	0

Descriptions	2011		
	Female	Male	Total
Honorarium			
PhD Degree	0	0	0
Master Degree	0	0	0
Post Graduate Diploma/Certificate	0	0	0
UG Degree	0	0	0
Diploma Degree	0	0	0
Sub Total	0	0	0
Part-Time			
PhD Degree	0	0	0
Master Degree	0	8	8
Post Grad. Diploma/Certificate	0	1	1
UG Degree	4	5	9
Diploma Degree	0	1	1
Sub Total	4	15	19

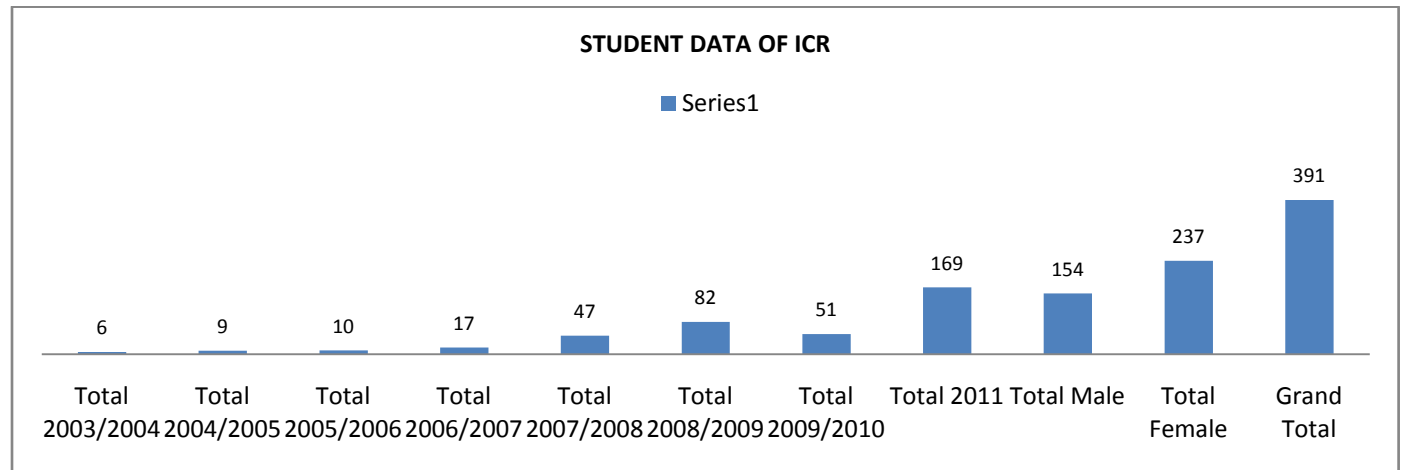
Descriptions	2011		
	Female	Male	Total
Public Servant			
PhD Degree	0	0	0
Master Degree	0	2	2
Post Graduate Diploma/Certificate	0	0	0
UG Degree	0	2	2
Diploma Degree	0	0	0
Sub Total	0	4	4

III. STUDENT DATA (2011)

Academic Year	2003/2004			2004/2005			2005/2006			2006/2007			2007/2008			2008/2009			2009/2010			2011			Total by Department		
Gender	M	F	T	M	F	T	M	F	T	M	F	T	M	F	T	M	F	T	M	F	T	M	F	T	M	F	T
Program I																											
Licenciatura Formação Professores Moral e Religião	4	2	6	5	2	7	4	3	7	3	3	6	4	7	11	29	19	48	9	7	16	19	30	49	77	73	150
Program II																											
Bacharelato Formação Professores Moral e Religião			-			-			-	2	4	6	4	15	19	5	12	17	3	15	18	10	40	50	24	86	110
Program III																											
Bacharelato Serviço Social			-	1	1	2	2	1	3		5	5	6	11	17	10	7	17	5	12	17	29	41	70	53	78	131
Grand Total	4	2	6	6	3	9	6	4	10	5	12	17	14	33	47	44	38	82	17	34	51	58	111	169	154	237	391

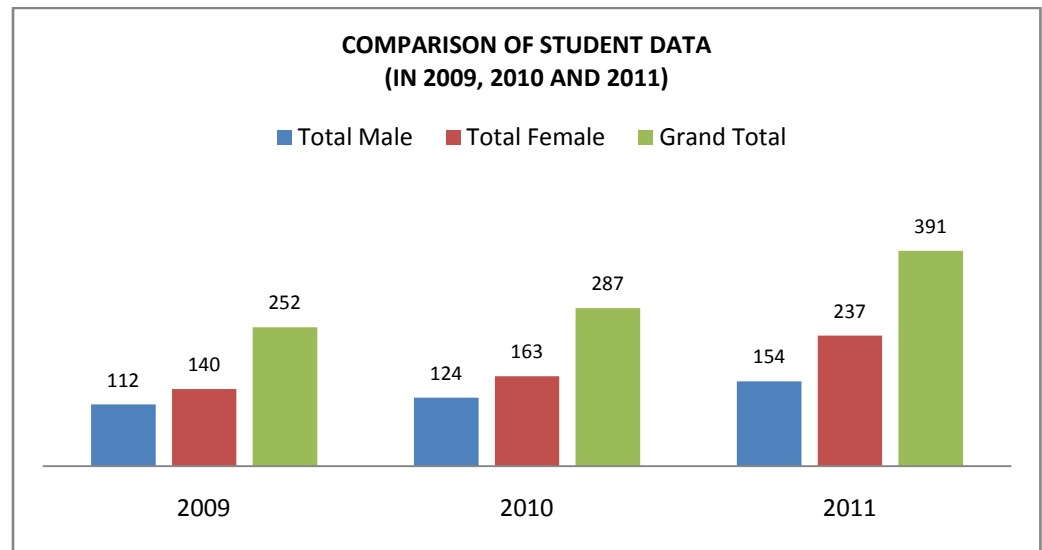
IV. SUMMARY OF STUDENT DATA (2011)

Total 2003/2004	6
Total 2004/2005	9
Total 2005/2006	10
Total 2006/2007	17
Total 2007/2008	47
Total 2008/2009	82
Total 2009/2010	51
Total 2011	169
Total Male	154
Total Female	237
Grand Total	391



V. STUDENT DATA COMPARISON

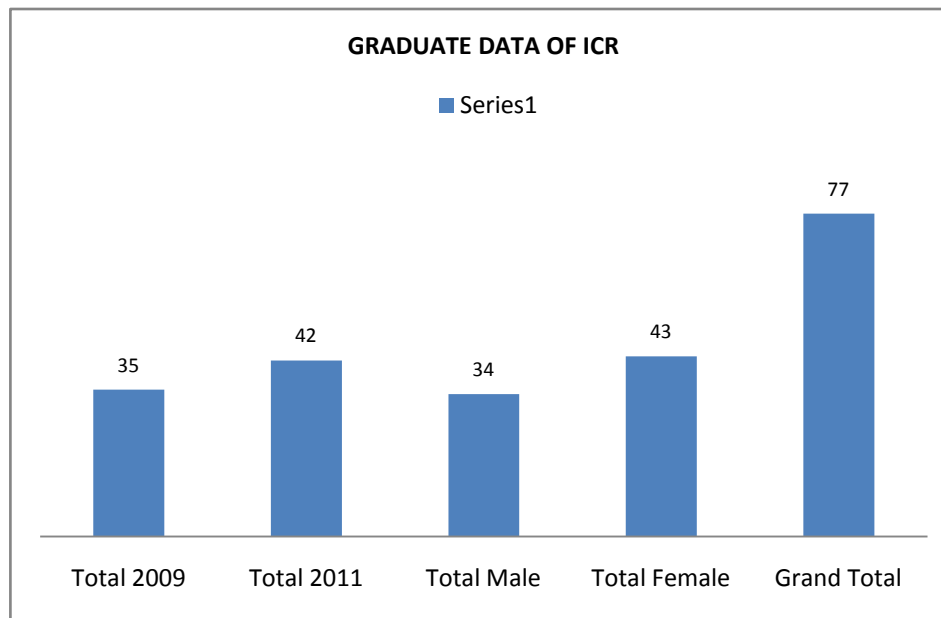
Student number as per data	2009	2010	2011
Total Male	112	124	154
Total Female	140	163	237
Grand Total	252	287	391



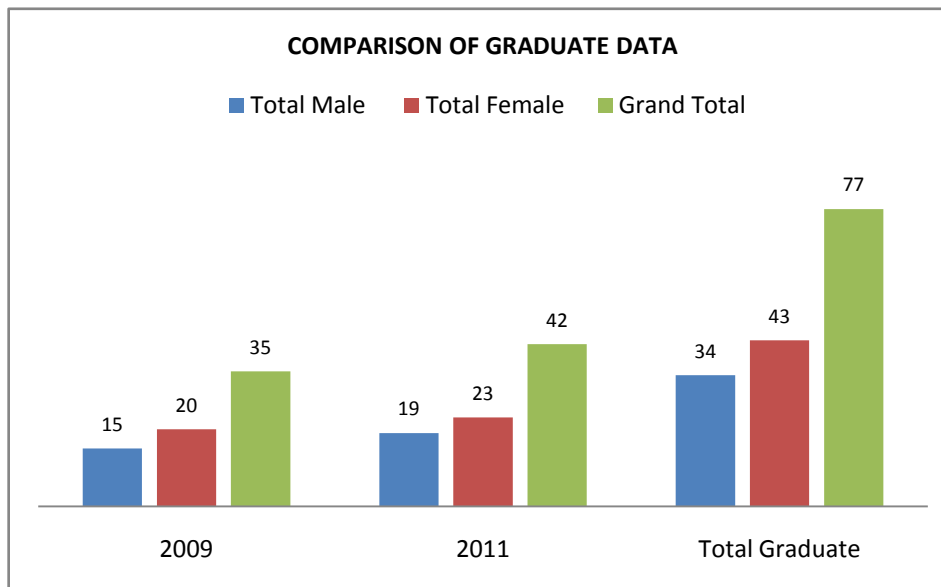
VI. GRADUATE DATA

Graduation Year	2009			2011			Total by Department		
	M	F	T	M	F	T	M	F	T
Program I									
Licenciatura Formação Professores Moral e Religião	7	10	17	11	14	25	18	24	42
Programa II									
Bacharelato Formação Professores Moral e Religião	0	0	0	2	0	2	2	0	2
Program III									
Bacharelato Servico Social	8	10	18	6	9	15	14	19	33
Total	15	20	35	19	23	42	34	43	77

Graduate Data	
Total 2009	35
Total 2011	42
Total Male	34
Total Female	43
Grand Total	77



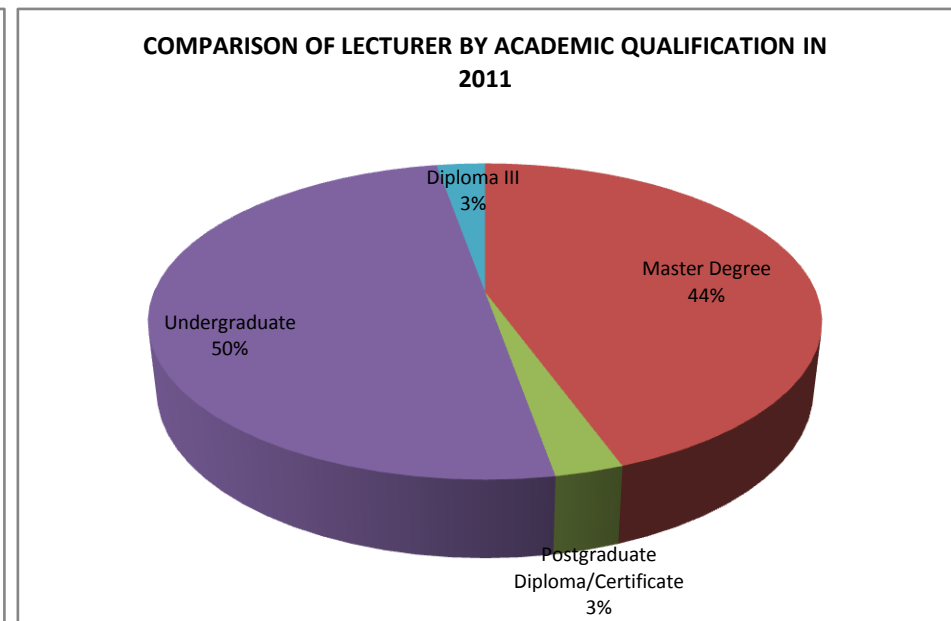
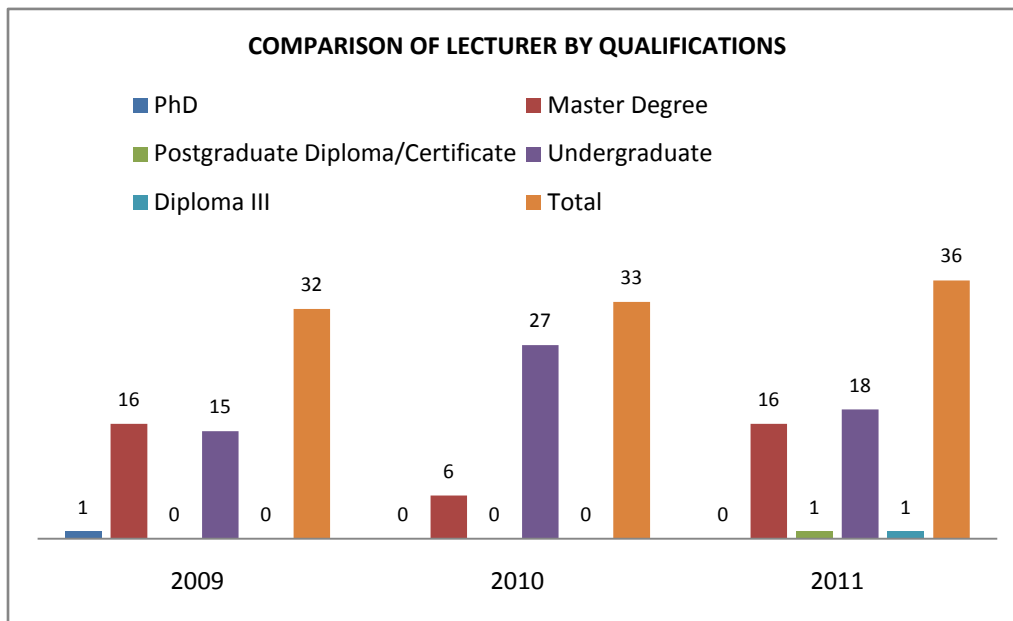
Graduate number as per data	2009	2011	Total Graduate
Total Male	15	19	34
Total Female	20	23	43
Grand Total	35	42	77



VII. LECTURER DATA COMPARISON

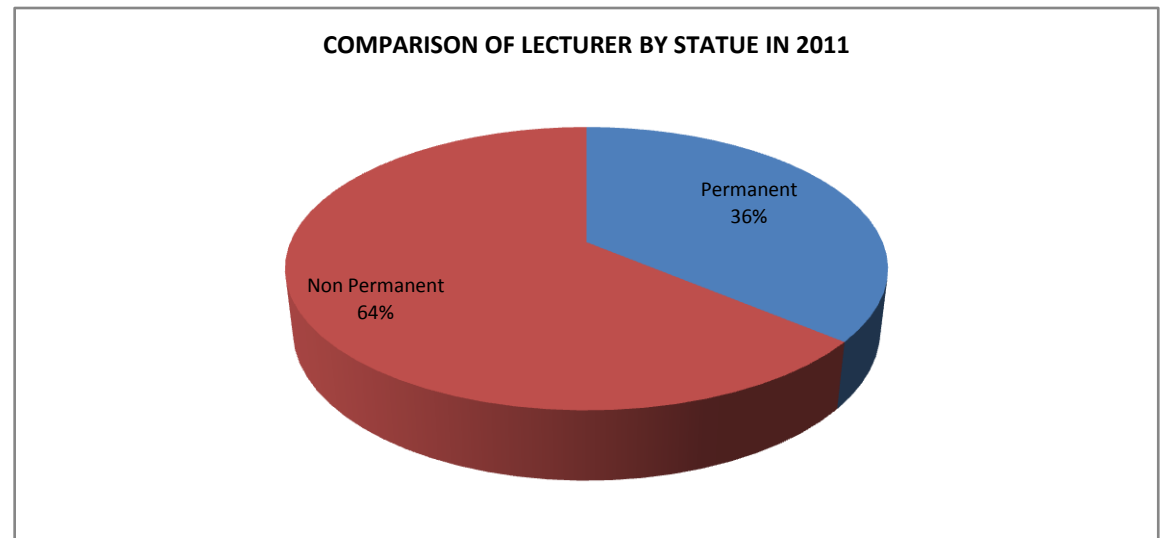
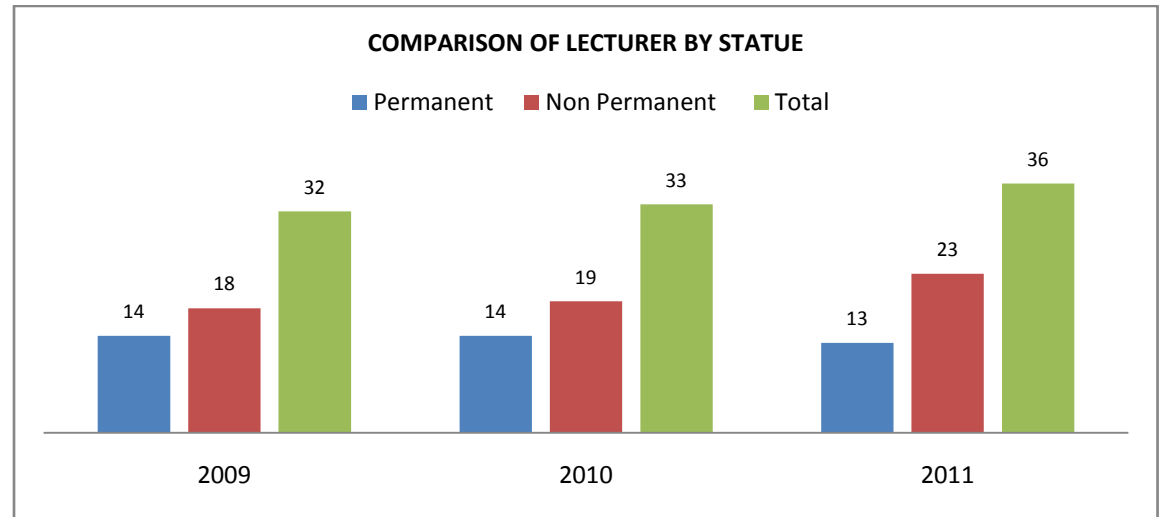
a. By Qualification

Data Collected	By Qualifications					Total
	PhD	Master Degree	Postgraduate Diploma/Certificate	Undergraduate	Diploma III	
2009	1	16	0	15	0	32
2010	0	6	0	27	0	33
2011	0	16	1	18	1	36



b. By Statue

Data Collected	By Statue		
	Permanent	Non Permanent	Total
2009	14	18	32
2010	14	19	33
2011	13	23	36



c. By Gender

Data Collected	By Gender		
	Male	Female	Total
2009	25	7	32
2010	25	8	33
2011	31	5	36

