

I. GENERAL INFORMATION, STRUCTURE AND CONTACT LIST

Name of the Institution	Instituto Superior Cristal	Position	Name	Mobile Number	E-mail ID
Statue of Institution	Institute	Rector	Sebastião Pereira, S.IP,MM	6707384778	-
Address	Estrada de Balide Dili - Timor Leste	Dean of Educational Sciences Faculty	Antonio Guterres, S.Pd	+670 7708623	
Office Phone Number	1. +670 7384778 2. +670 7245915 3. +6707708623	Head of Physics Dep.	Andre Gaspar, S.Pd	+6707777810	
Email	1. santosagostinho@yahoo.com 2. viktorjahana@gmail.com 3.	Head of Mathematics Dep.	Bernardino de Castro, L.Ed	+670 7328363	
Website	-	Head of Chemistry Dep.	Mateus Amaral, S.Si	+6707308218	
Date of Establishment	5 November 2001	Head of Biology Dep.	Casimiro Relvas Amaral, S.Si	+670	
Accreditation Statue	Accredited (Licensure and Initial Institutional Accreditation)	Head of Psychology Dep.	Martinho da Costa, S.Psi	+6707316127	
Year of Accreditation	2008	Head of Sociology Dep.	Martinus Mau, S.Sos	+ 670 7916479	
		Head of Economy Dep.	Joana Ribeiro Guterres, SE	+ 670 7370616	
		Head of English Dep.	Jose Sabino G. Xavier, L.Ed, MM	+670 7312072	
		Head of Portuguese Dep.	Abrão Pereira, SE, Post Grad.	+ 670 7280391	
		Dean of Health Faculty	Ilidio Ximenes Moreira, S.Pd	+ 670 7331577	
		Head of Nursing Dep.	Eduardo C. Gaio, S.KM	-	

II. LECTURER DATA (2011)

<u>Classification by Gender</u>	Total
Total Male	165
Total Female	17
Total	182
<u>Classification by Academic Qualification</u>	
Total Ph.D-S3	5
Total Master Degree-S2	20
Total Post Graduate Diploma/Certificate	3
Total Undergraduate/UG-S1	153
Total Diploma-DIII	1
Total	182
<u>Classification by Statue</u>	
Total Public Servant	63
Total Permanent Contracted	34
Total Temporary Contracted	22
Total Part-time	43
Total Honorarium	20
Total	182

Descriptions	2011		
	Female	Male	Total
Permanent Contracted			
PhD Degree	0	0	0
Master Degree	0	5	5
Post Graduate	0	2	2
UG Degree	2	25	27
Diploma Degree	0	0	0
Sub Total	2	32	34
Temporary Contracted			
PhD Degree	0	0	0
Master Degree	0	0	0
Post Graduate	0	0	0
UG Degree	0	22	22
Diploma Degree	0	0	0
Sub Total	0	22	22

Description	2011		
	female	Male	Total
Honorarium			
PhD Degree	1	4	5
Master Degree	0	5	5
Post Graduate	0	0	0
UG Degree	3	6	9
Diploma Degree	0	1	1
Sub Total	4	16	20
Part-Time			
PhD Degree	0	0	0
Master Degree	1	2	3
Post Grad.	0	0	0
UG Degree	5	35	40
Diploma Degree	0	0	0
Sub Total	6	37	43

Description	2011		
	female	Male	Total
Public Servant			
PhD Degree	0	0	0
Master Degree	0	7	7
Post Graduate	0	1	1
UG Degree	5	50	55
Diploma Degree	0	0	0
Sub Total	5	58	63

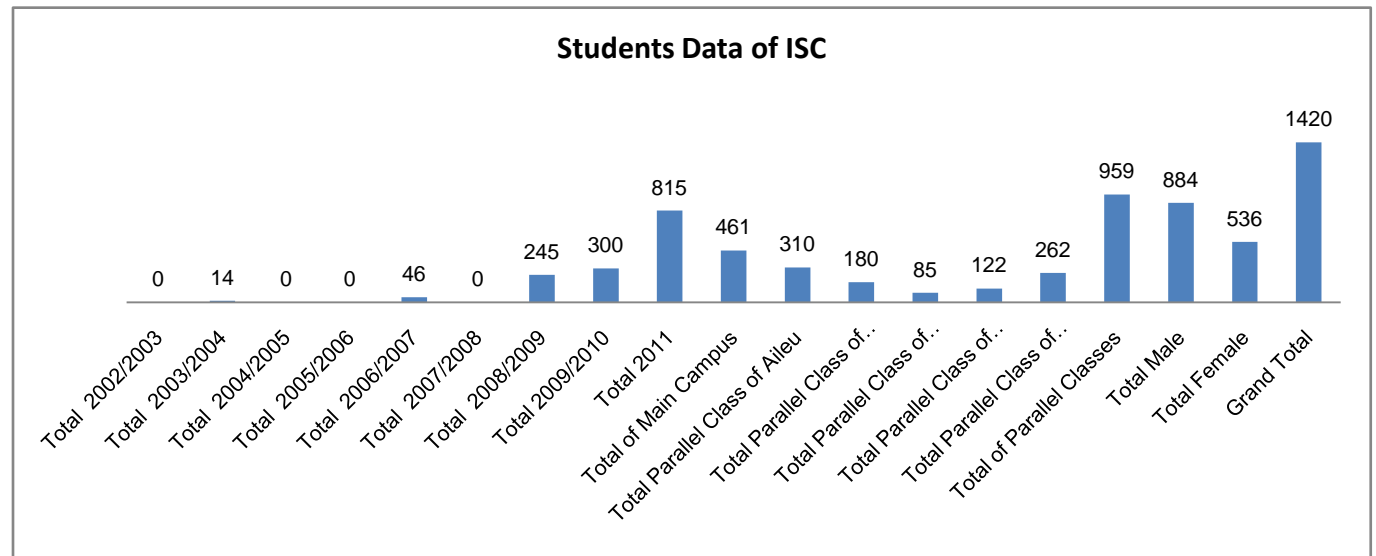
III. STUDENT DATA (2011)

Faculties	Academic Year	2003/2004			2006/2007			2007/2008			2008/2009			2009/2010			2011			Total/Department		
		M	F	T	M	F	T	M	F	T	M	F	T	M	F	T	M	F	T	M	F	Total
	Departments																					
Teacher Training	Biology			0			0			0			0			0	7	3	10	7	3	10
	Chemistry			0			0			0	0	1	1	2	2	4	7	5	12	9	8	17
	Physics			0			0			0	4	0	4			0	3	4	7	7	4	11
	Mathematics			0	3	0	3			0			0			0	8	4	12	11	4	15
	Economy			0	2	4	6			0	6	7	13	4	13	17	8	16	24	20	40	60
	English			0	5	3	8			0	1	3	4	15	9	24	35	26	61	56	41	97
	Portuguese			0			0			0	11	10	21			0	10	20	30	21	30	51
	Psychology			0			0			0			0	10	6	16	15	10	25	25	16	41
	Sociology	12	2	14	1	0	1			0			0	30	18	48	26	11	37	69	31	100
Sub Total	12	2	14	11	7	18	0	0	0	22	21	43	61	48	109	119	99	218	225	177	402	
Health	Nursing			0			0			0			0			0	20	39	59	20	39	59
	Sub Total	0	0	0	0	0	0	0	0	0	0	0	0	0	0	20	39	59	20	39	59	
Grand Total of Main Campus		12	2	14	11	7	18	0	0	0	22	21	43	61	48	109	139	138	277	245	216	461
Parallel Class of Aileu	Economy			0			0			0			0			0	38	23	61	38	23	61
	English			0			0			0	13	5	18	5	4	9	10	15	25	28	24	52
	Mathematics			0			0			0	12	1	13	5	8	13	34	15	49	51	24	75
	Psychology			0			0			0	22	4	26			0	4	7	11	26	11	37
	Sociology			0	18	8	26			0			0	9	2	11	38	10	48	65	20	85
Sub Total	0	0	0	18	8	26	0	0	0	47	10	57	19	14	33	124	70	194	208	102	310	
Parallel Class of Baucau	Biology			0			0			0			0			0	1	4	5	1	4	5
	Economy			0			0			0	4	1	5	4	4	8	10	8	18	18	13	31
	Portuguese			0			0			0			0			0	5	9	14			0
	English			0			0			0	7	4	11	8	1	9	13	3	16	28	8	36
	Mathematics			0	2	0	2			0			0	8	1	9	8	4	12	18	5	23
	Physics			0			0			0			0			0	7	1	8			0
	Psychology			0			0			0			0			0	3	2	5			0
	Sociology			0			0			0			0	14	9	23	28	7	35	42	16	58
Sub Total	0	0	0	2	0	2	0	0	0	11	5	16	34	15	49	75	38	113	122	58	180	

Parallel Class of Maliana	English			0			0			0			0	17	9	26	17	9	26				
	Sociology			0			0			0			0	42	17	59	42	17	59				
	Sub Total	0	0	0	0	0	0	0	0	0	0	0	0	0	0	59	26	85	59	26	85		
Parallel Class of Lospalos	English			0			0			6	6	12	7	3	10			0	13	9	22		
	Economy			0			0					0			0	9	9	18	9	9	18		
	Mathematics			0			0					0			0	12	5	17	12	5	17		
	Sociology			0			0			16	2	18	9	7	16	20	11	31	45	20	65		
	Sub Total	0	0	0	0	0	0	0	0	0	22	8	30	16	10	26	41	25	66	79	43	122	
Parallel Class of Viqueque	Biology			0			0					0			0	4	1	5	4	1	5		
	Chemistry			0			0			1	4	5	4	5	9	2	2	4	7	11	18		
	Economy			0			0			21	9	30	5	8	13	2	12	14	28	29	57		
	English			0			0			13	6	19	8	5	13	11	7	18	32	18	50		
	Mathematics			0			0			8	1	9	4	0	4	6	1	7	18	2	20		
	Physics			0			0					0			0	0	1	1	0	1	1		
	Psychology			0			0			7	3	10	8	2	10	7	3	10	22	8	30		
	Portuguese			0			0					0	5	8	13	4	2	6	9	10	19		
	Sociology			0			0			19	7	26	18	3	21	14	1	15	51	11	62		
Sub Total	0	0	0	0	0	0	0	0	0	69	30	99	52	31	83	50	30	80	171	91	262		
Grand Total of Parallel Classes			0	0	0	20	8	28	0	0	0	149	53	202	121	70	191	349	189	538	639	320	959
Grand Total			12	2	14	31	15	46	0	0	0	171	74	245	182	118	300	488	327	815	884	536	1420

IV. SUMMARY OF STUDENT DATA (2011)

Total 2002/2003	0
Total 2003/2004	14
Total 2004/2005	0
Total 2005/2006	0
Total 2006/2007	46
Total 2007/2008	0
Total 2008/2009	245
Total 2009/2010	300
Total 2011	815
Total of Main Campus	461
Total Parallel Class of Aileu	310
Total Parallel Class of	180
Total Parallel Class of	85
Total Parallel Class of	122
Total Parallel Class of	262
Total of Parallel Classes	959
Total Male	884
Total Female	536
Grand Total	1420

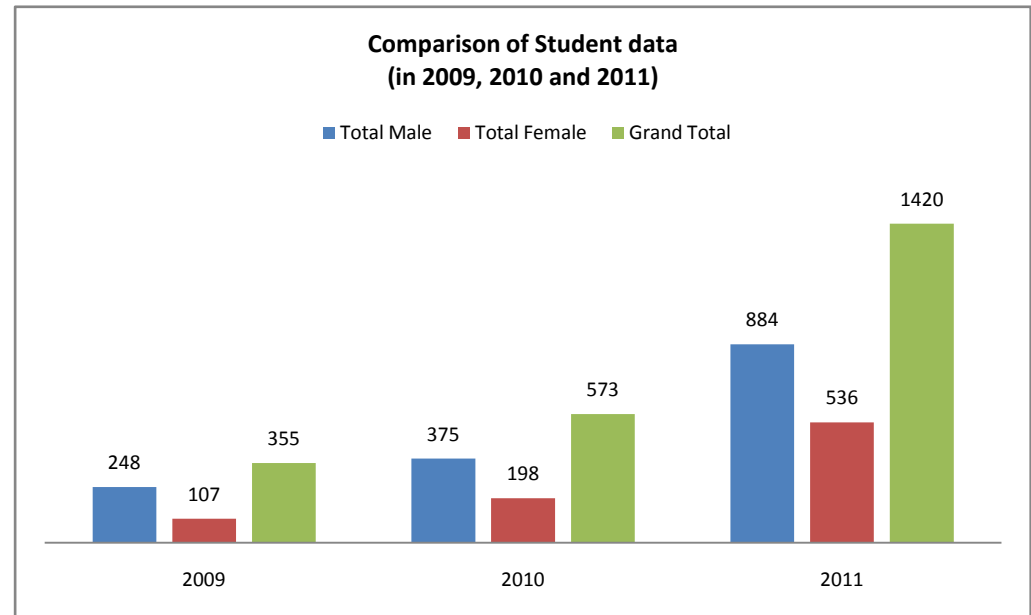


V. GRADUATE DATA (2011)

Graduation Year	2004/2005			2008/2009			2009/2010			2011			Total		
	M	F	Total	M	F	Total	M	F	Total	M	F	Total	M	F	Total
Mathematic (D3)	21	3	24	16	3	19			-			-	37	6	43
Chemistry (D3)	14	4	18	1		1			-			-	15	4	19
Physics (D3)	14	4	18	2		2			-			-	16	4	20
English (D3)			-	10	5	15			-			-	10	5	15
Portuguese (D3)			-	12	4	16			-			-	12	4	16
Account (D3)	6	5	11	5	6	11			-			-	11	11	22
Sociology			-			-			-			-	-	-	-
Psychology			-			-			-			-	-	-	-
PGSD (D1)	47	29	76			-			-			-	47	29	76
PGSLTP (D2)	19	18	37			-			-			-	19	18	37
Total	121	63	184	46	18	64	-	-	-	-	-	-	167	81	248

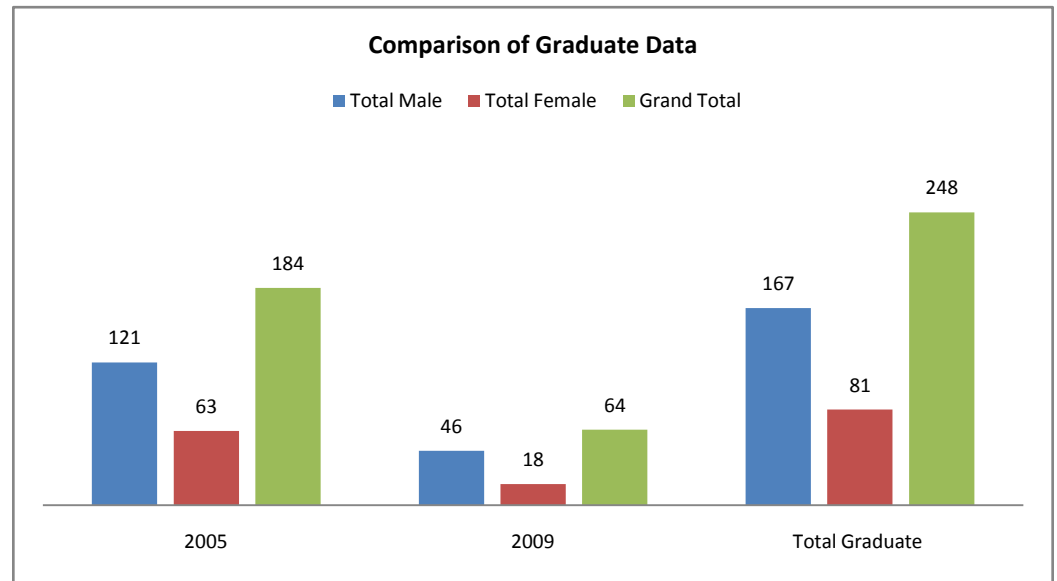
VI. STUDENT DATA COMPARISON

Student number as per data	2009	2010	2011
Total Male	248	375	884
Total Female	107	198	536
Grand Total	355	573	1420



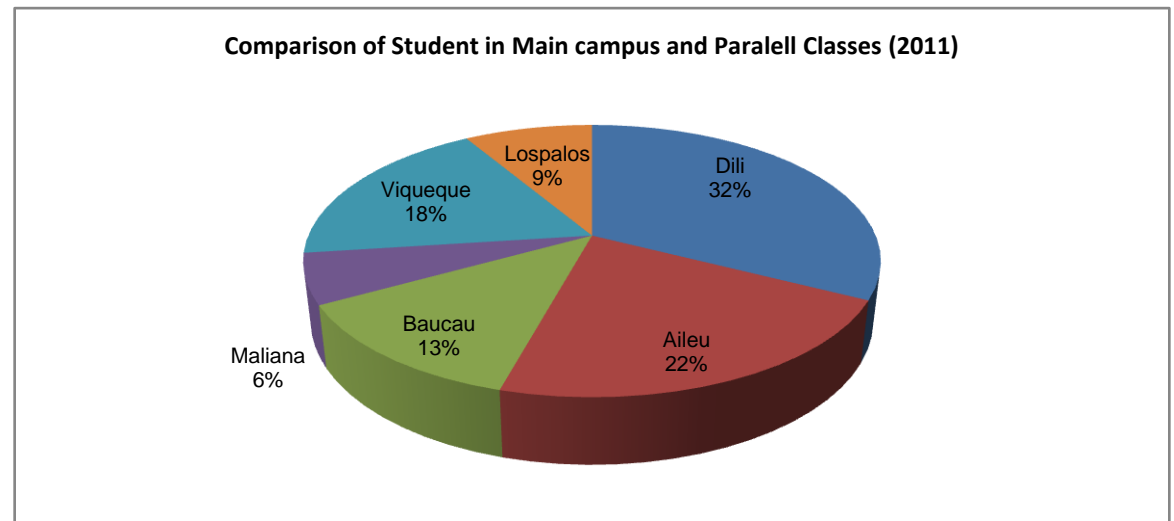
VII. GRADUATE STUDENT DATA COMPARISON

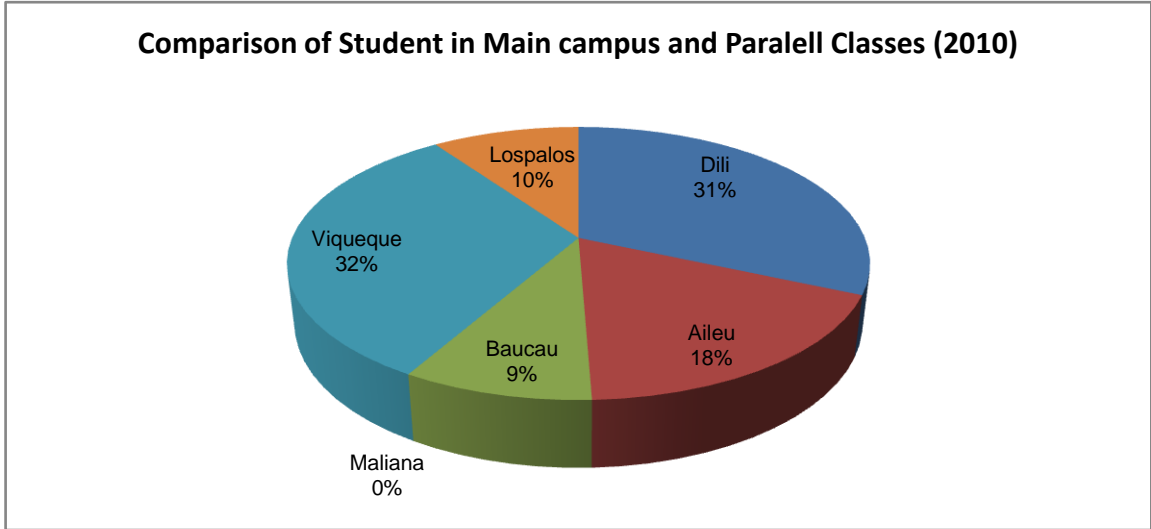
Graduation Year	2005	2009	Total Graduate
Total Male	121	46	167
Total Female	63	18	81
Grand Total	184	64	248



VIII. COMPARISON OF STUDENT DATA IN MAIN CAMPUS AND PARALLEL CLASSES

Campus Location		2009	2010	2011
Main Campus	Dili	355	181	461
	Parallel Classes			
	Aileu	0	102	310
	Baucau	0	51	180
	Maliana	0	0	85
	Viqueque	0	183	262
	Lospalos	0	56	122

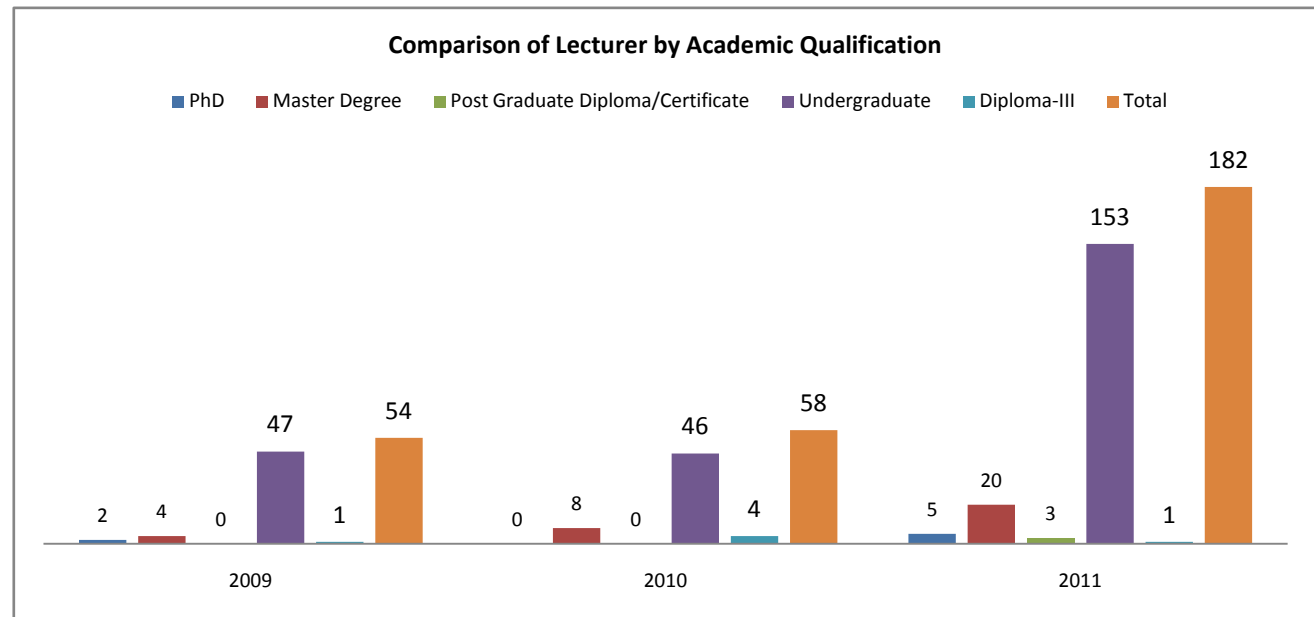
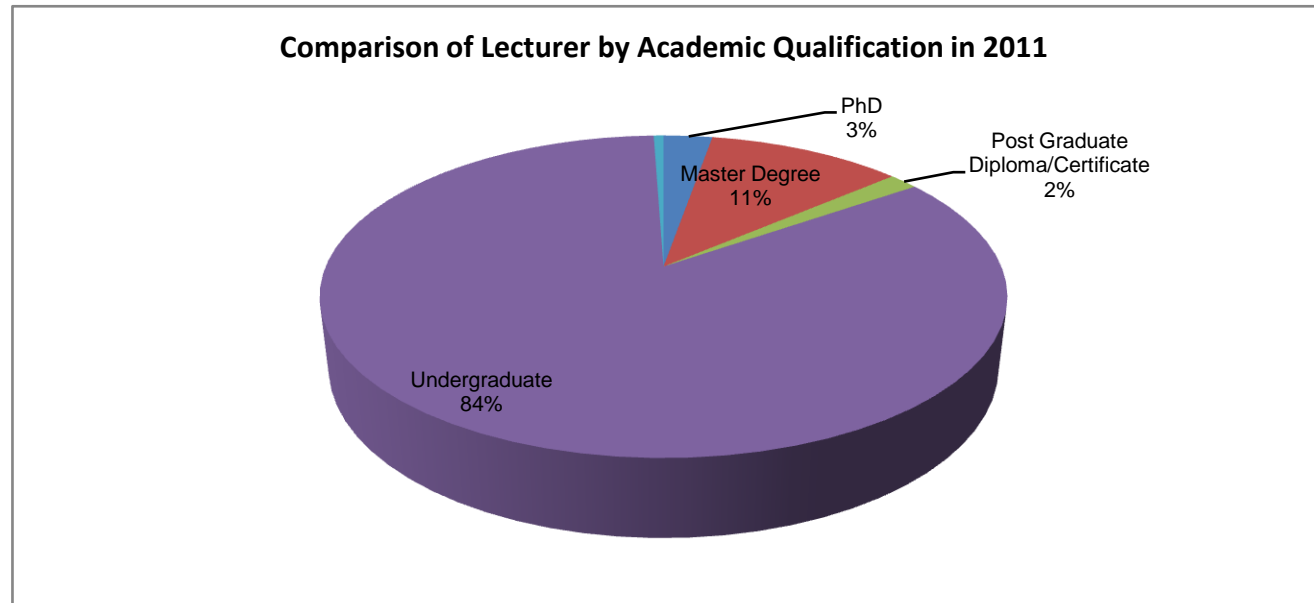




IX. LECTURER DATA COMPARISON.

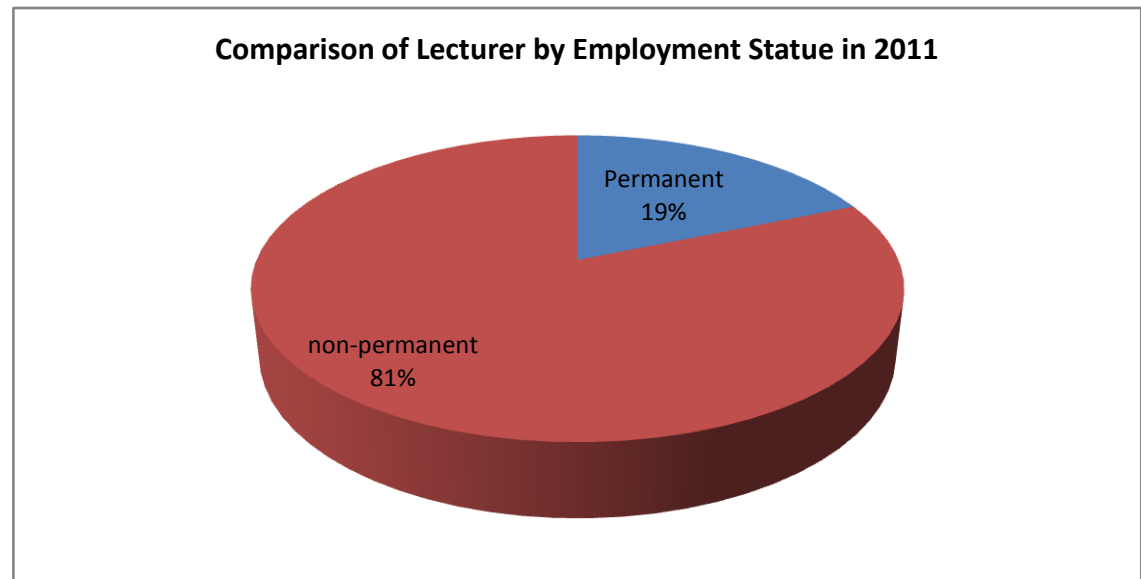
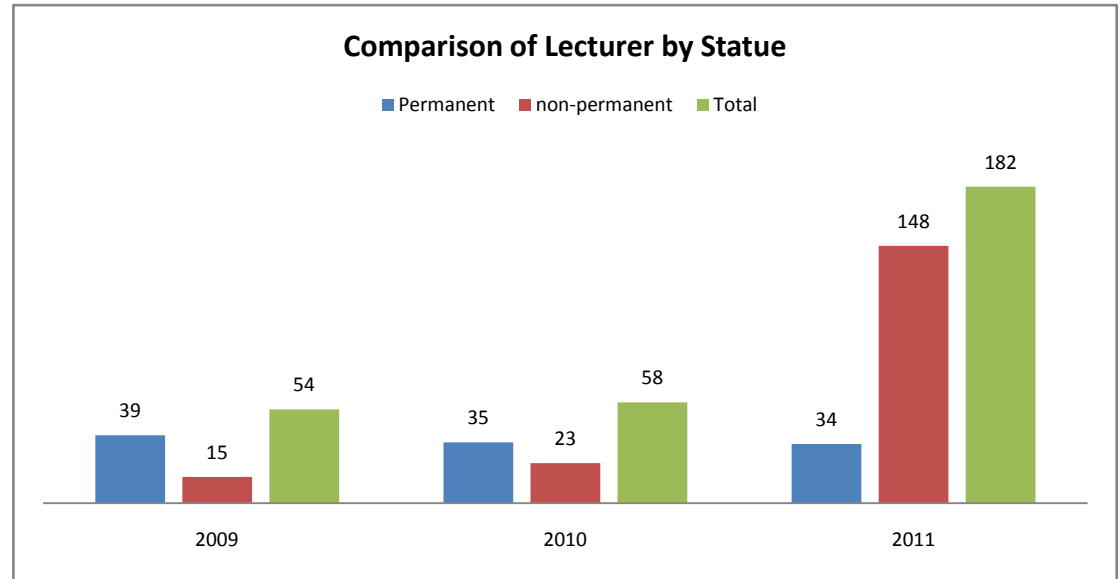
a. By Qualification

Data collected	Academic Qualification					
	PhD	Master Degree	Post Graduate Diploma/Certificate	Undergraduate	Diploma-III	Total
2009	2	4	0	47	1	54
2010	0	8	0	46	4	58
2011	5	20	3	153	1	182



b. By Lecturer Statue

Data collected	By Statue		
	Permanent	non-permanent	Total
2009	39	15	54
2010	35	23	58
2011	34	148	182



c. By Gender

Data collected	By Gender		
	Male	Female	Total
2009	46	8	54
2010	48	10	58
2011	165	17	182

