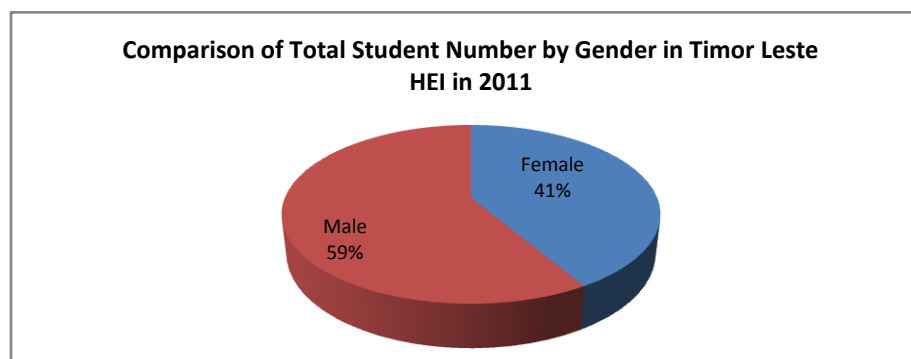
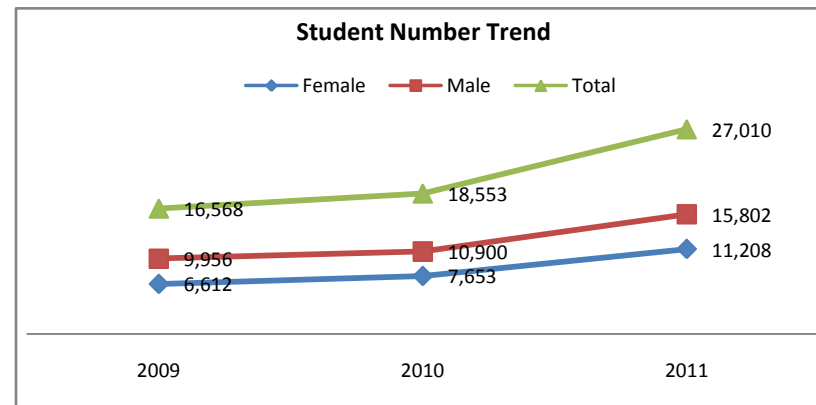
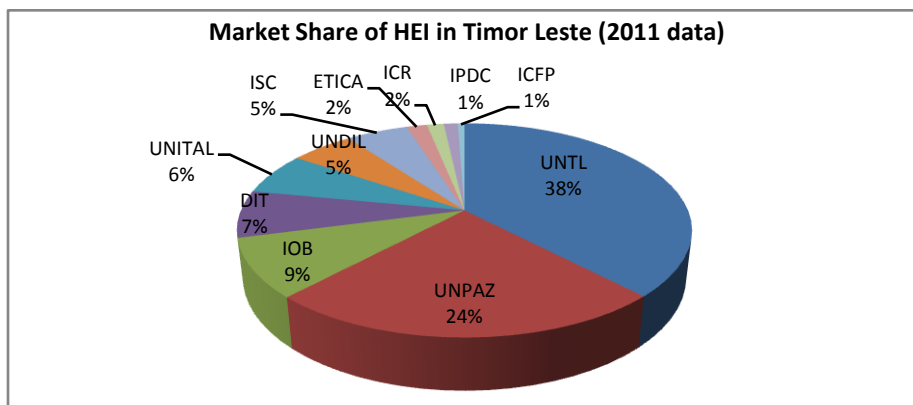


1. STUDENT NUMBER DATA

1.1. ALL INSTITUTIONS

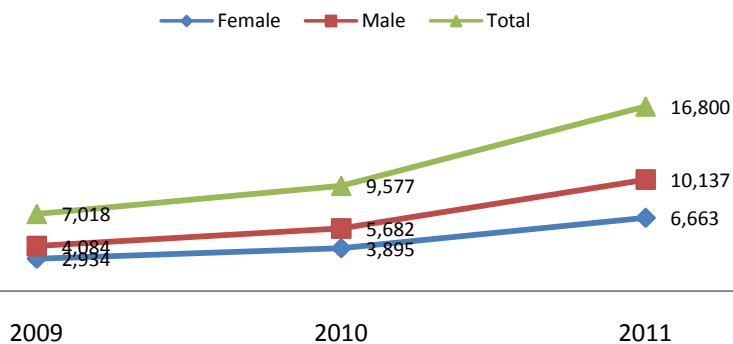
No	Institution	Acronym	2011			2010			2009		
			Male	Female	Total	Male	Female	Total	Male	Female	Total
1	Universidade Nacional Timor Leste	UNTL	5,665	4,545	10,210	5,218	3,758	8,976	5,872	3,678	9,550
2	Universidade da Paz	UNPAZ	4280	2266	6546	1851	1189	3040	1346	1050	2396
3	Institute of Business	IOB	1249	1148	2397	872	737	1609	519	335	854
4	Dili Institute of Technology	DIT	1144	782	1926	859	592	1451	296	202	498
5	Universidade Oriental	UNITAL	1033	694	1727	802	415	1217	498	307	805
6	Universidade Dili	UNDIL	814	635	1449	452	315	767	646	507	1153
7	Instituto Superior Cristal	ISC	884	536	1420	375	198	573	248	107	355
8	East Timor Coffee Academy	ETICA	326	144	470	183	62	245	310	109	419
9	Instituto de Ciências Religiosas "São Tomas de Aquino"	ICR	153	237	390	141	197	338	112	140	252
10	Instituto Profissional de Canossa	IPDC	166	156	322	89	99	188	58	85	143
11	Instituto Catolico para Formação de Professores	ICFP	88	65	153	58	91	149	51	92	143
Total			15,802	11,208	27,010	10,900	7,653	18,553	9,956	6,612	16,568



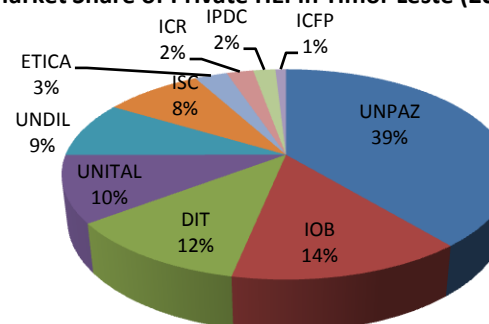
1.2 PRIVATE INSTITUTIONS

No	Institution	Acronym	2011			2010			2009		
			Male	Female	Total	Male	Female	Total	Male	Female	Total
1	Universidade da Paz	UNPAZ	4280	2266	6546	1851	1189	3040	1346	1050	2396
2	Institute of Business	IOB	1249	1148	2397	872	737	1609	519	335	854
3	Dili Institute of Technology	DIT	1144	782	1926	859	592	1451	296	202	498
4	Universidade Oriental	UNITAL	1033	694	1727	802	415	1217	498	307	805
5	Universidade Dili	UNDIL	814	635	1449	452	315	767	646	507	1153
6	Instituto Superior Cristal	ISC	884	536	1420	375	198	573	248	107	355
7	East Timor Coffee Academy	ETICA	326	144	470	183	62	245	310	109	419
8	Instituto de Ciências Religiosas "São Tomas de Aquino"	ICR	153	237	390	141	197	338	112	140	252
9	Instituto Profissional de Canossa	IPDC	166	156	322	89	99	188	58	85	143
10	Instituto Catolico para Formação de Professores	ICFP	88	65	153	58	91	149	51	92	143
	Total		10,137	6,663	16,800	5,682	3,895	9,577	4,084	2,934	7,018

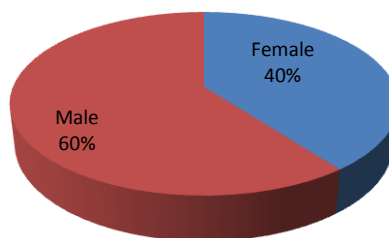
Student Number Trend (For Private HEIs)



Market Share of Private HEI in Timor Leste (2011 data)

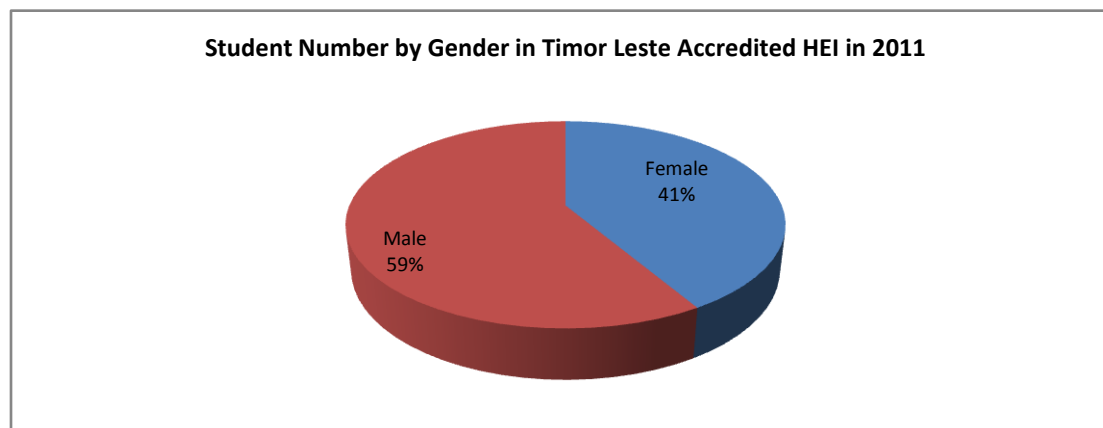
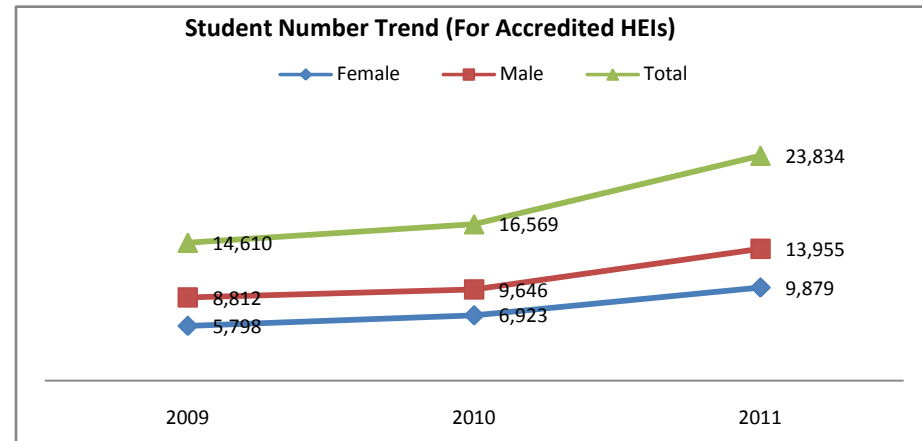
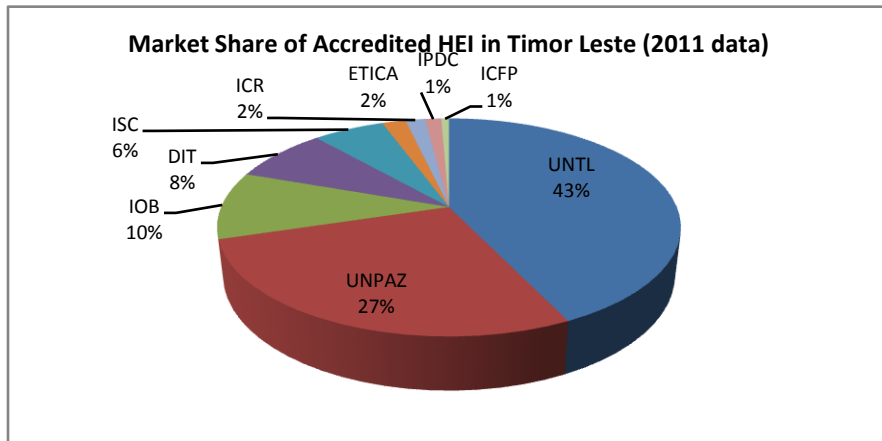


Comparison of Total Student Number by Gender in Private Timor Leste HEI in 2011



1.3 ACCREDITED INSTITUTIONS

No	Institution	Acronym	2011			2010			2009		
			Male	Female	Total	Male	Female	Total	Male	Female	Total
1	Universidade Nacional Timor Leste	UNTL	5,665	4,545	10,210	5,218	3,758	8,976	5,872	3,678	9,550
2	Universidade da Paz	UNPAZ	4038	2134	6172	1851	1189	3040	1346	1050	2396
3	Institute of Business	IOB	1249	1148	2397	872	737	1609	519	335	854
4	Dili Institute of Technology	DIT	1144	782	1926	859	592	1451	296	202	498
5	Instituto Superior Cristal	ISC	884	536	1420	375	198	573	248	107	355
6	East Timor Coffee Academy	ETICA	326	144	470	183	62	245	310	109	419
7	Instituto de Ciências Religiosas "São Tomas de Aquino"	ICR	153	237	390	141	197	338	112	140	252
8	Instituto Profissional de Canossa	IPDC	166	156	322	89	99	188	58	85	143
9	Instituto Catolico para Formação de Professores	ICFP	88	65	153	58	91	149	51	92	143
Total			13,955	9,879	23,834	9,646	6,923	16,569	8,812	5,798	14,610

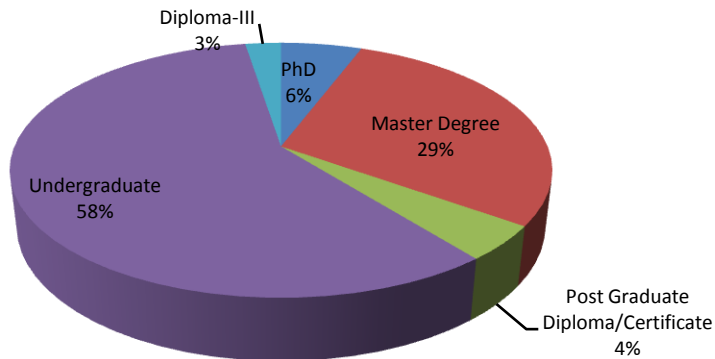


2. LECTURER DATA

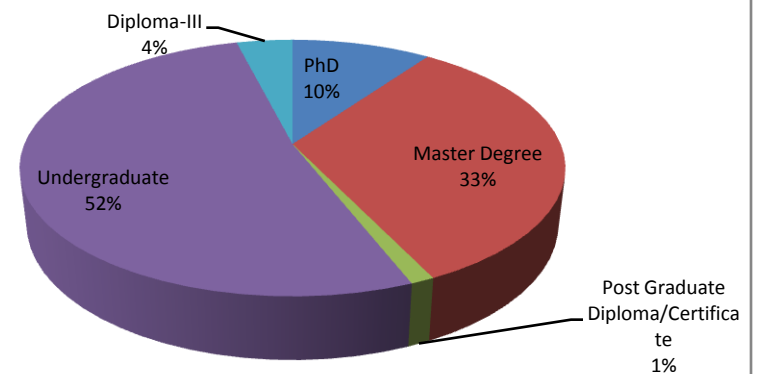
2.1. SUMMARY DATA OF ALL LECTURERS.

Year of Collection	Academic Qualification					Total
	PhD	Master Degree	Post Graduate Diploma/Certificate	Undergraduate	Diploma-III	
2009	32	236	0	862	42	1172
2010	132	440	16	695	53	1336
2011	68	342	52	685	30	1177

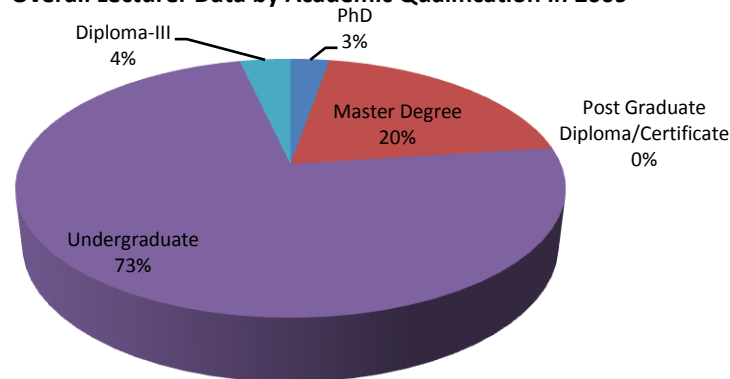
Overall Lecturer Data by Academic Qualification in 2011



Overall Lecturer Data by Academic Qualification in 2010

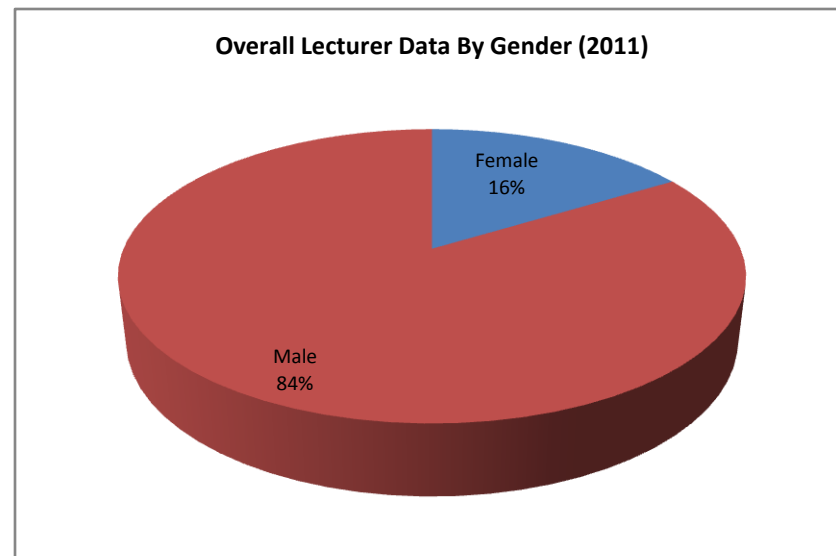
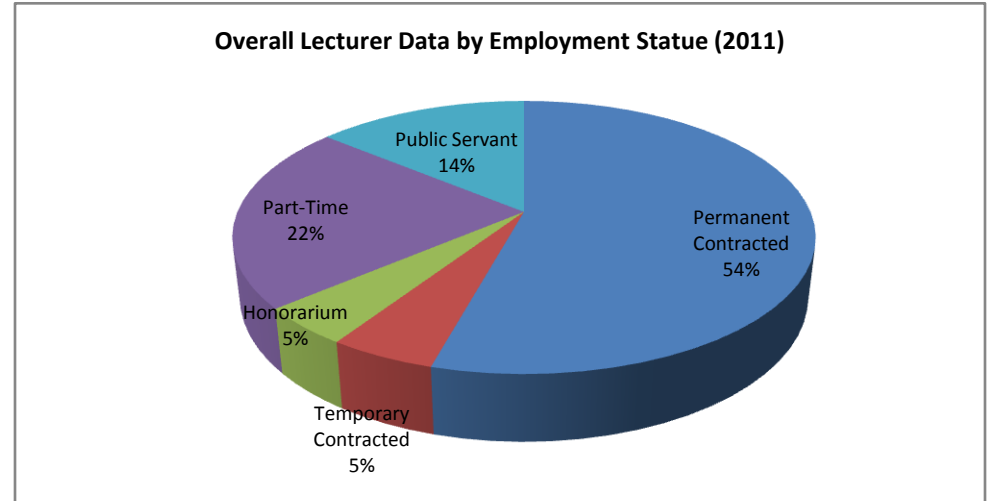


Overall Lecturer Data by Academic Qualification in 2009



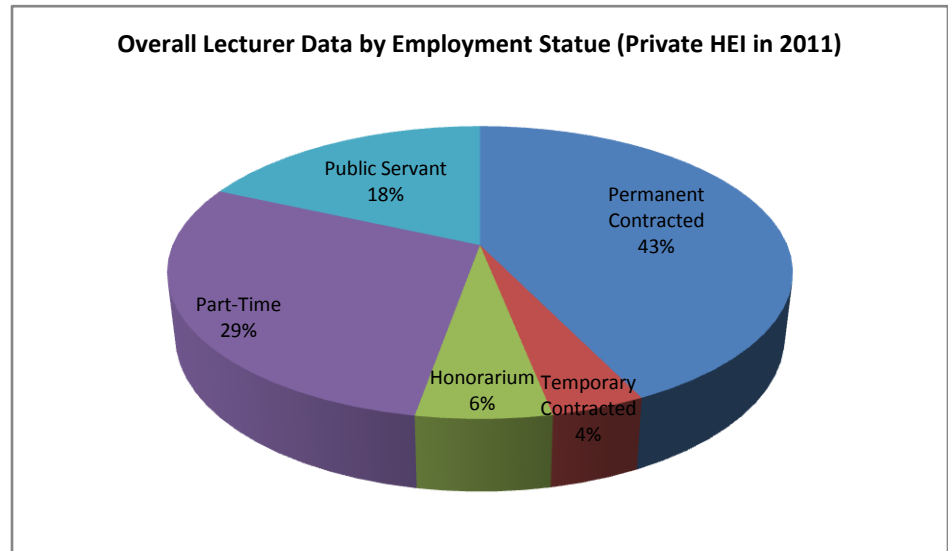
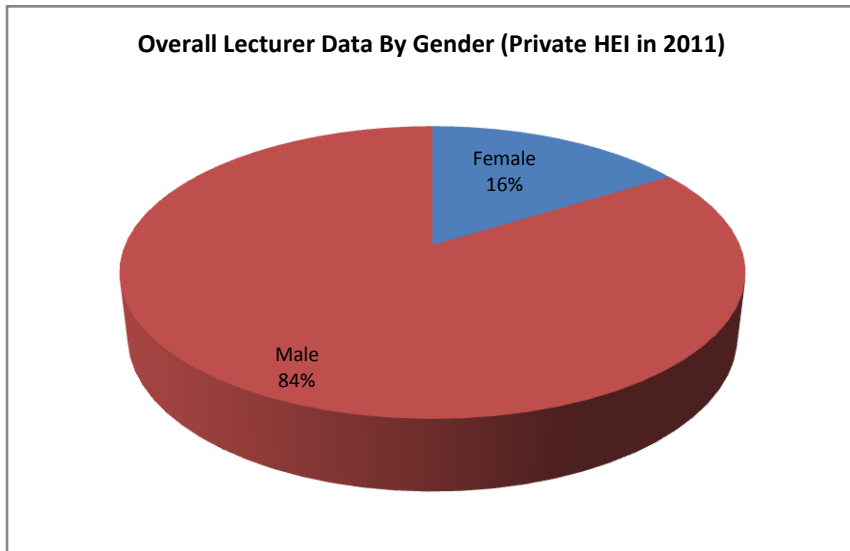
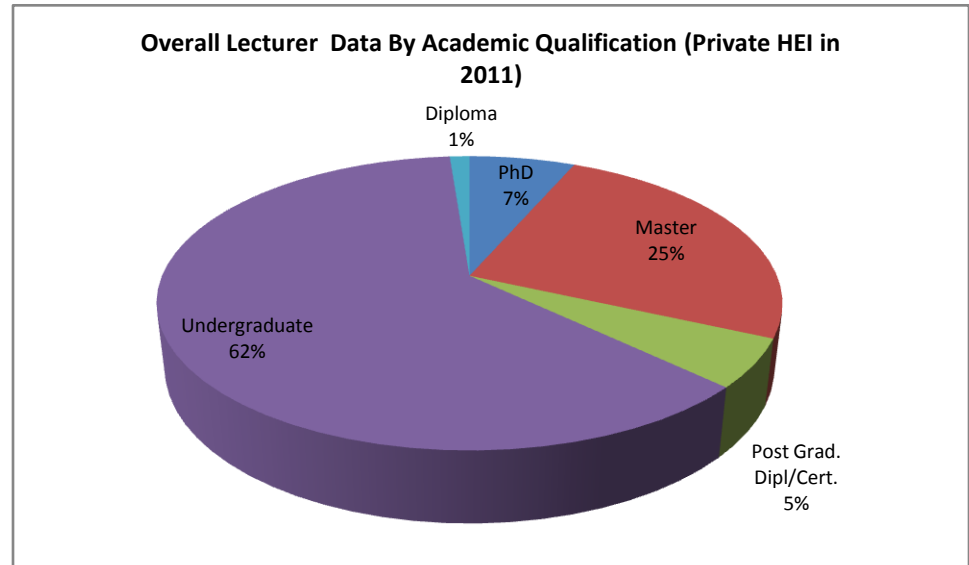
B. BY EMPLOYMENT STATUE AND GENDER (2011 DATA)

	Female	Male	Total
By Gender	192	985	1177
Academic Qualification			
PhD	5	63	68
Master	33	309	342
Post Grad. Dipl./Cert.	16	36	52
Undergraduate	132	553	685
Diploma	6	24	30
Total	192	985	1177
Employment Statue			
Permanent Contracted	123	516	639
Temporary Contracted	10	49	59
Honorarium	7	46	53
Part-Time	40	221	261
Public Servant	12	153	165
Total	192	985	1177



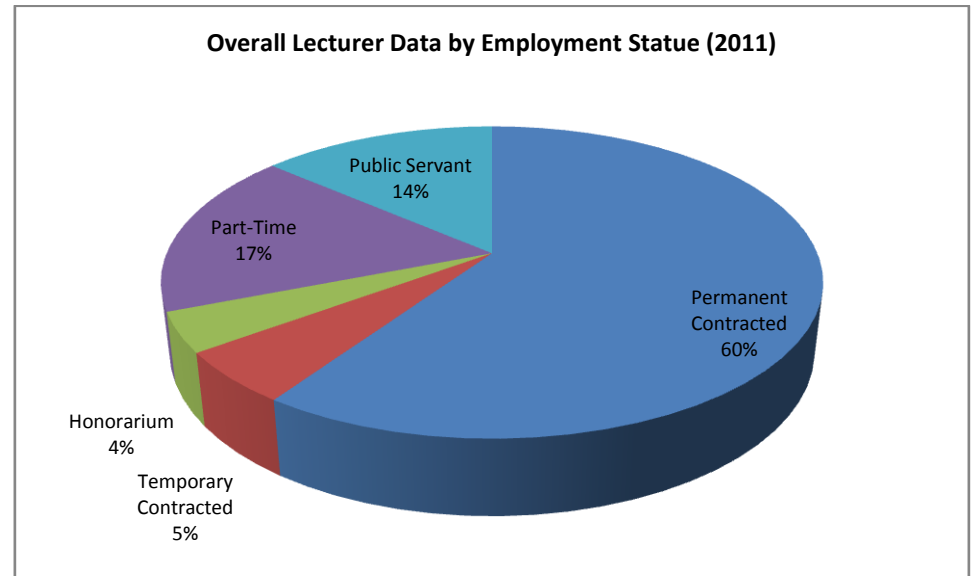
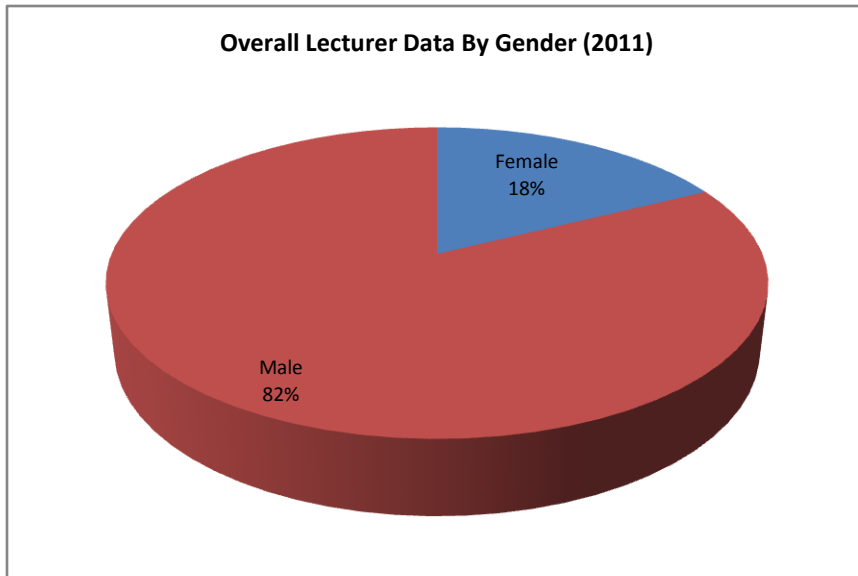
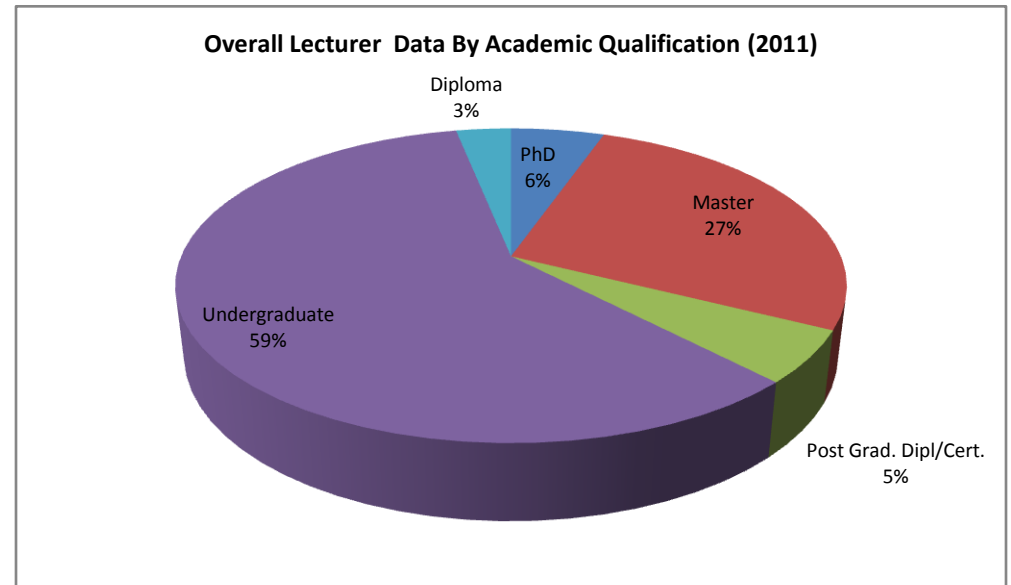
2.3. PRIVATE INSTITUTIONS (2011 DATA)

	Female	Male	Total
By Gender	145	757	902
Academic Qualification			
PhD	5	54	59
Master	22	205	227
Post Grad. Dipl/Cert.	16	32	48
Undergraduate	99	458	557
Diploma	3	8	11
Total	145	757	902
Employment Statue			
Permanent Contracted	82	304	386
Temporary Contracted	4	33	37
Honorary	7	46	53
Part-Time	40	221	261
Public Servant	12	153	165
Total	145	757	902



2.4. ACCREDITED INSTITUTIONS (2011 DATA)

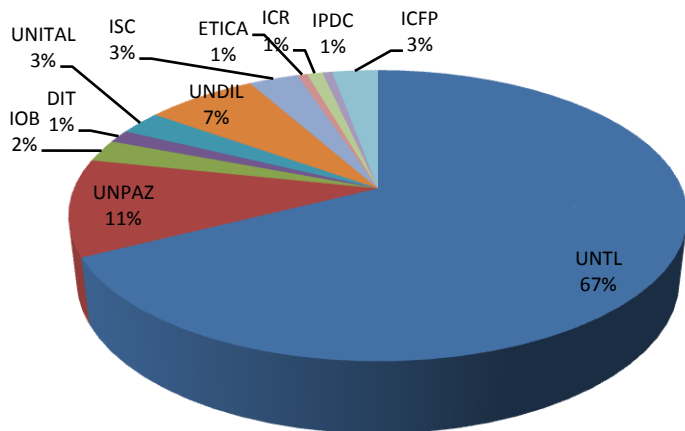
	Female	Male	Total
By Gender	167	781	948
Academic Qualification			
PhD	4	47	51
Master	30	226	256
Post Grad. Dipl./Cert.	16	35	51
Undergraduate	111	449	560
Diploma	6	24	30
Total	167	781	948
Employment Statue			
Permanent Contracted	115	450	565
Temporary Contracted	10	41	51
Honorary	7	32	39
Part-Time	27	136	163
Public Servant	8	122	130
Total	167	781	948



3. GRADUATE DATA (cumulative data up to 2011)

No	Institution	Acronym	2011		
			Male	Female	Total
1	Universidade Nacional Timor Leste	UNTL	3,529	1,872	5,401
2	Universidade da Paz	UNPAZ	510	351	861
3	Institute of Business	IOB	101	97	198
4	Dili Institute of Technology	DIT	68	47	115
5	Universidade Oriental	UNITAL	147	64	211
6	Universidade Dili	UNDIL	321	236	557
7	Instituto Superior Cristal	ISC	167	81	248
8	East Timor Coffee Academy	ETICA	38	11	49
9	Instituto de Ciências Religiosas "São Tomas de Aquino"	ICR	34	43	77
10	Instituto Profissional de Canossa	IPDC	49	-	49
11	Instituto Catolico para Formação de Professores	ICFP	79	150	229
Total			5,043	2,952	7,995

Graduate Market Share of HEI in Timor Leste (Cumulative data up to 2011)



Comparison of Total Graduate Number by Gender in Timor Leste HEI (Cumulative data up to 2011)

