

**I. GENERAL INFORMATION, STRUCTURE AND CONTACT LIST**

<b>Name of the</b>	Universidade Dili (UNDIL)
<b>Statue of</b>	University
<b>Address</b>	Av. Bispo de Medeiros Dili, Timor-Leste
<b>Office Phone Number</b>	1. 7493400 2. 7470803 3. 7509141
<b>Email</b>	1. undil2002@yahoo.com 2. augustohaedeku2011@yahoo.com 3. dcfilipe@yahoo.com
<b>Website</b>	
<b>Date of Establishment</b>	20 May 2002
<b>Accreditation</b>	<i>Not Accredited (Probationary)</i>

Position	Name	Mobile Number	E-mail ID
<b>Rector</b>	António Cardoso Caldas Machado, S.Pd.,MM.	7493400	undil2002@yahoo.com
<b>Vice Rector/Director of Academic Program</b>	Filipe da Costa, MS.	7509141	dcfilipe@yahoo.com
<b>Vice Rector/director of Finance Affairs</b>	Ida Elisa, SE.	7376301	idaelisa@yahoo.com
<b>Vice Rector/director of Students Senate Organization</b>	Estevão da Costa Belo, SE.,MM.	7237407	belo_estevao@yahoo.com
<b>Dean of Faculty of Economic</b>	Yulitha Anita Mele Dae, SE.,MM.	7747970	-
<b>Dean of Faculty of Law</b>	Acacio Fernandes Vassalo, SH.	7244252	-
<b>Dean of Faculty of Political Science</b>	Hugo Lourenço da Costa, S.IP.	7328543	cheguevara782003@yahoo.com
<b>Dean of Faculty of Public Health</b>	Augusto do Rosario, S.Si.,MSi.	7470803	augustohaedeku2011@yahoo.com
<b>Dean of Faculty of Educational Science</b>	António Carvalho Cabral, S.Pd.	7305159	cabralantoniocarvalho@yahoo.com
<b>Dean of Faculty of Engineering</b>	Filomeno J. Soares, ST	7236854	filomenosoares@yahoo.com

**II. LECTURER DATA (2011)**

Classification by Gender	Total
Total Male	80
Total Female	16
<b>Total</b>	<b>96</b>
Classification by Academic Qualification	
Total Ph.D-S3	6
Total Master Degree-S2	33
Total Post Graduate Diploma/Certificate	1
Total Undergraduate/UG-S1	56
Total Diploma-DIII	0
<b>Total</b>	<b>96</b>
Classification by Statue	
Total Public Servant	12
Total Permanent Contracted	24
Total Temporary Contracted	0
Total Part-time	56
Total Honorarium	4
<b>Total</b>	<b>96</b>

Descriptions	2011		
	Female	Male	Total
<b>Permanent Contracted</b>			
PhD Degree	0	1	1
Master Degree	1	8	9
Post Graduate	0	1	1
UG Degree	2	11	13
Diploma Degree	0	0	0
<b>Sub Total</b>	<b>3</b>	<b>21</b>	<b>24</b>
<b>Temporary Contracted</b>			
PhD Degree	0	0	0
Master Degree	0	0	0
Post Graduate	0	0	0
UG Degree	0	0	0
Diploma Degree	0	0	0
<b>Sub Total</b>	<b>0</b>	<b>0</b>	<b>0</b>

Description	2011		
	female	Male	Total
<b>Honorarium</b>			
PhD Degree	0	4	4
Master Degree	0	0	0
Post Graduate	0	0	0
UG Degree	0	0	0
Diploma Degree	0	0	0
<b>Sub Total</b>	<b>0</b>	<b>4</b>	<b>4</b>
<b>Part-Time</b>			
PhD Degree	1	0	1
Master Degree	1	14	15
Post Grad.	0	0	0
UG Degree	9	31	40
Diploma Degree	0	0	0
<b>Sub Total</b>	<b>11</b>	<b>45</b>	<b>56</b>

Description	2011		
	female	Male	Total
<b>Public Servant</b>			
PhD Degree	0	0	0
Master Degree	1	8	9
Post Graduate	0	0	0
UG Degree	1	2	3
Diploma Degree	0	0	0
Sub Total	2	10	12

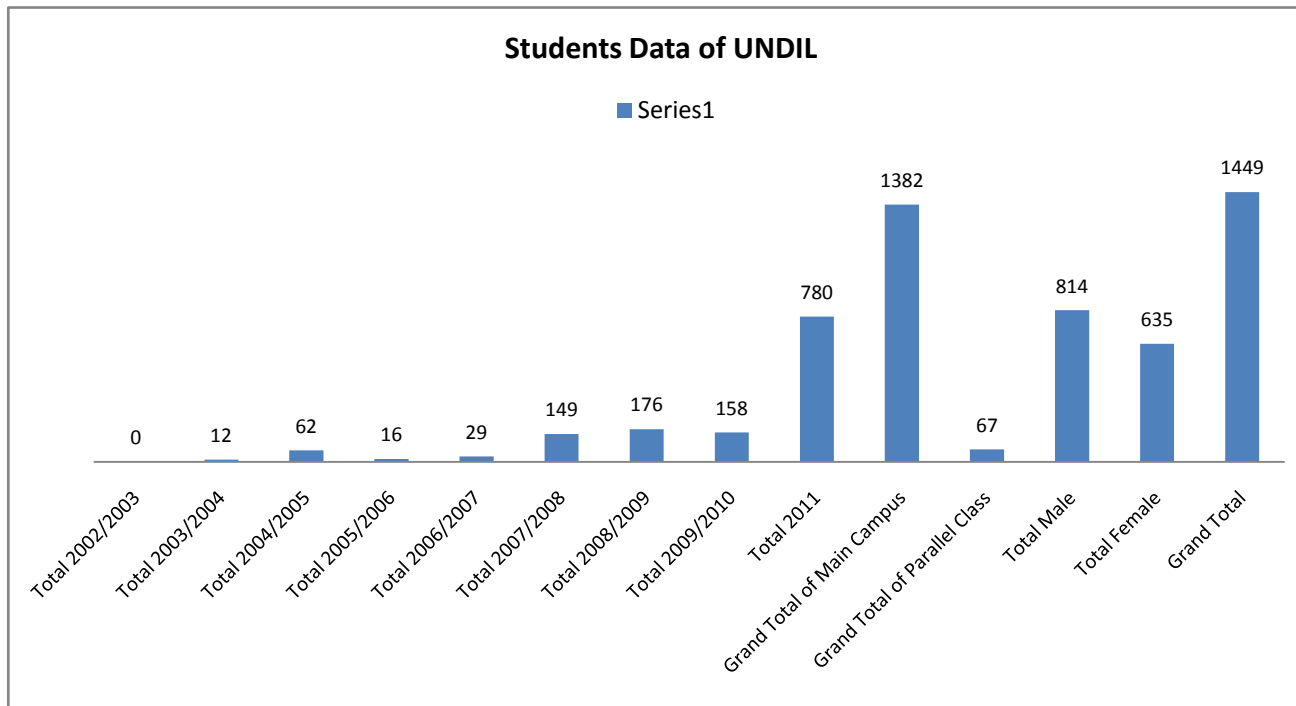
### III. STUDENT DATA (2011)

Academic Year	2003/2004			2004/2005			2005/2006			2006/2007			2007/2008		
	M	F	T	M	F	T	M	F	T	M	F	T	M	F	T
<b>Faculty of Economy</b>															
Management	-	-	-	-	-	-	-	-	-	-	-	-	16	21	37
Accounting	-	-	-	-	-	-	-	-	-	-	-	-	5	11	16
Sub Total	-	-	-	-	-	-	-	-	-	-	-	-	21	32	53
<b>Faculty of Law</b>															
Law	-	-	-	1	-	1	1	1	2	9	1	10	16	20	36
Sub Total	-	-	-	1	-	1	1	1	2	9	1	10	16	20	36
<b>Faculty of Political Sciences</b>															
International Relation	6	3	9	20	6	26	5	-	5	6	7	13	18	10	28
Sub Total	6	3	9	20	6	26	5	-	5	6	7	13	18	10	28
<b>Faculty of Public Health</b>															
Public Health	-	-	-	-	-	-	-	1	1	1	1	2	10	13	23
Sub Total	-	-	-	-	-	-	-	1	1	1	1	2	10	13	23
<b>Faculty of Engineering</b>															
Industry Engineering	-	-	-	-	-	-	-	-	-	-	-	-	1	-	1
Sub Total	-	-	-	-	-	-	-	-	-	-	-	-	1	-	1
<b>Faculty of Educational Sciences</b>															
Education	2	1	3	25	10	35	4	4	8	-	4	4	6	2	8
Sub Total	2	1	3	25	10	35	4	4	8	-	4	4	6	2	8
<b>Grand Total for Main Campus</b>	<b>8</b>	<b>4</b>	<b>12</b>	<b>46</b>	<b>16</b>	<b>62</b>	<b>10</b>	<b>6</b>	<b>16</b>	<b>16</b>	<b>13</b>	<b>29</b>	<b>72</b>	<b>77</b>	<b>149</b>
<b>Parallel Class of Baucau</b>															
Law	-	-	-	-	-	-	-	-	-	-	-	-	-	-	-
Education Science Department	-	-	-	-	-	-	-	-	-	-	-	-	-	-	-
Sub Total	-	-	-	-	-	-	-	-	-	-	-	-	-	-	-
<b>Grand Total for Parallel Class</b>	<b>-</b>	<b>-</b>	<b>-</b>	<b>-</b>	<b>-</b>	<b>-</b>	<b>-</b>	<b>-</b>	<b>-</b>	<b>-</b>	<b>-</b>	<b>-</b>	<b>-</b>	<b>-</b>	<b>-</b>
<b>Grand Total</b>	<b>8</b>	<b>4</b>	<b>12</b>	<b>46</b>	<b>16</b>	<b>62</b>	<b>10</b>	<b>6</b>	<b>16</b>	<b>16</b>	<b>13</b>	<b>29</b>	<b>72</b>	<b>77</b>	<b>149</b>

Academic Year Gender	2008/2009			2009/2010			2011			Total		
	M	F	T	M	F	T	M	F	T	M	F	T
<b>Faculty of Economy</b>												
Management	17	11	28	11	10	21	44	55	99	88	97	185
Accounting	10	11	21	6	11	17	17	19	36	38	52	90
Sub Total	27	22	49	17	21	38	61	74	135	126	149	275
<b>Faculty of Law</b>												
Law	21	12	33	19	12	31	57	40	97	124	86	210
Sub Total	21	12	33	19	12	31	57	40	97	124	86	210
<b>Faculty of Political Sciences</b>												
International Relation	19	10	29	23	13	36	92	50	142	189	99	288
Sub Total	19	10	29	23	13	36	92	50	142	189	99	288
<b>Faculty of Public Health</b>												
Public Health	8	10	18	11	10	21	100	114	214	130	149	279
Sub Total	8	10	18	11	10	21	100	114	214	130	149	279
<b>Faculty of Engineering</b>												
Industry Engineering	8	3	11	13	11	24	25	30	55	47	44	91
Sub Total	8	3	11	13	11	24	25	30	55	47	44	91
<b>Faculty of Educational Sciences</b>												
Education	22	14	36	6	2	8	96	41	137	161	78	
Sub Total	22	14	36	6	2	8	96	41	137	161	78	
<b>Grand Total for Main Campus</b>	<b>105</b>	<b>71</b>	<b>176</b>	<b>89</b>	<b>69</b>	<b>158</b>	<b>431</b>	<b>349</b>	<b>780</b>	<b>777</b>	<b>605</b>	
<b>Parallel Class of Baucau</b>												
Law	-	-	-	2	8	10	20	6	26	22	14	
Education Science Department	-	-	-	5	5	10	10	11	21	15	16	
Sub Total	-	-	-	7	13	20	30	17	47	37	30	
<b>Grand Total for Parallel Class</b>	<b>-</b>	<b>-</b>	<b>-</b>	<b>7</b>	<b>13</b>	<b>20</b>	<b>30</b>	<b>17</b>	<b>47</b>	<b>37</b>	<b>30</b>	
<b>Grand Total</b>	<b>105</b>	<b>71</b>	<b>176</b>	<b>96</b>	<b>82</b>	<b>178</b>	<b>461</b>	<b>366</b>	<b>827</b>	<b>814</b>	<b>635</b>	

#### IV. SUMMARY OF STUDENT DATA (2011)

Total 2002/2003	0
Total 2003/2004	12
Total 2004/2005	62
Total 2005/2006	16
Total 2006/2007	29
Total 2007/2008	149
Total 2008/2009	176
Total 2009/2010	158
Total 2011	780
<b>Grand Total of Main Campus</b>	<b>1382</b>
<b>Grand Total of Parallel Class</b>	<b>67</b>
Total Male	814
Total Female	635
<b>Grand Total</b>	<b>1449</b>



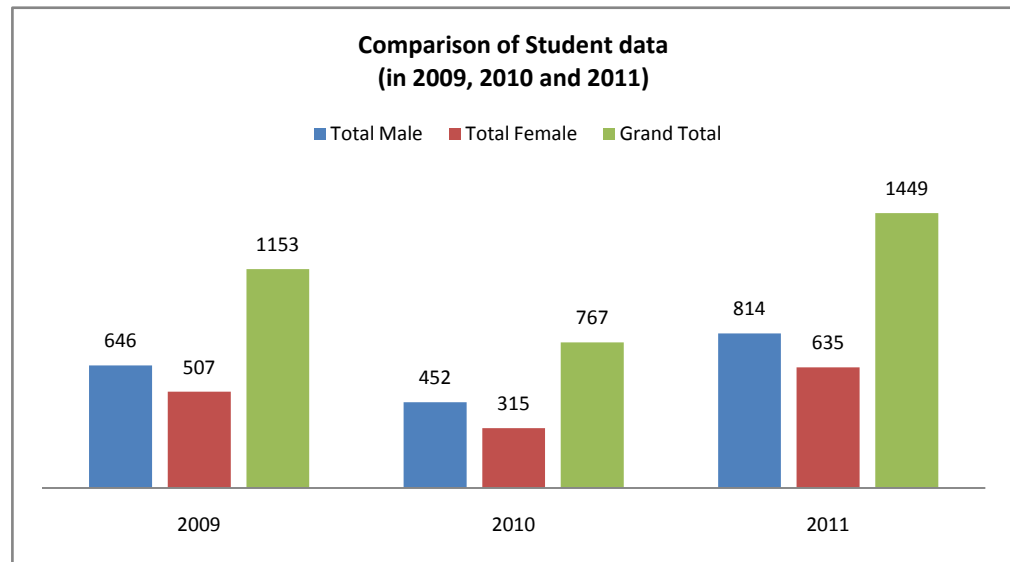
V. GRADUATE DATA (2011)

Graduation Year	2007			2008			2009			2010			2011			Total		
	M	F	T	M	F	T	M	F	T	M	F	T	M	F	T	M	F	T
<b>Faculty of Economy</b>																		
Management			-	93	83	176			-	30	31	61			-	123	114	237
Accounting			-	26	30	56			-	5	13	18			-	31	43	74
Development Studies			-	3	-	3			-	2	3	5			-	5	3	8
Sub Total	-	-	-	122	113	235	-	-	-	37	47	84	-	-	-	159	160	319
<b>Faculty of Law</b>																		
Criminal Law			-	5	3	8			-	28	8	36			-	33	11	44
Civil Law			-	3	3	6			-	17	3	20			-	20	6	26
Administrative Law			-	6	4	10			-	4	1	5			-	10	5	15
Sub Total	-	-	-	14	10	24	-	-	-	49	12	61	-	-	-	63	22	85
<b>Faculty of Political Science</b>																		
International Relation			-	8	1	9			-	39	18	57			-	47	19	66
Development Policy			-	-	-	-			-	-	-	-			-	-	-	-
Sub Total	-	-	-	8	1	9	-	-	-	39	18	57	-	-	-	47	19	66
<b>Faculty of Public Health</b>																		
Public Health			-	3	2	5			-	9	8	17			-	12	10	22
Sub Total	-	-	-	3	2	5	-	-	-	9	8	17	-	-	-	12	10	22

<b>Faculty of Engineering</b>																		
Industry Engineering			-	-	-	-			-	-	-	-			-	-	-	-
<b>Sub Total</b>	-	-	-	-	-	-	-	-	-	-	-	-	-	-	-	-	-	-
<b>Faculty of Educational Sciences</b>																		
English			-	-	3	3			-	16	11	27			-	16	14	30
Portuguese			-	10	2	12			-	-	-	-			-	10	2	12
Mathematics			-	7	1	8			-	-	-	-			-	7	1	8
Chemistry			-	-	-	-			-	-	-	-			-	-	-	-
Accounting			-	7	8	15			-	-	-	-			-	7	8	15
<b>Sub Total</b>	-	-	-	24	14	38	-	-	-	16	11	27	-	-	-	40	25	65
<b>Grand Total</b>	-	-	-	171	140	311	-	-	-	150	96	246	-	-	-	321	236	557

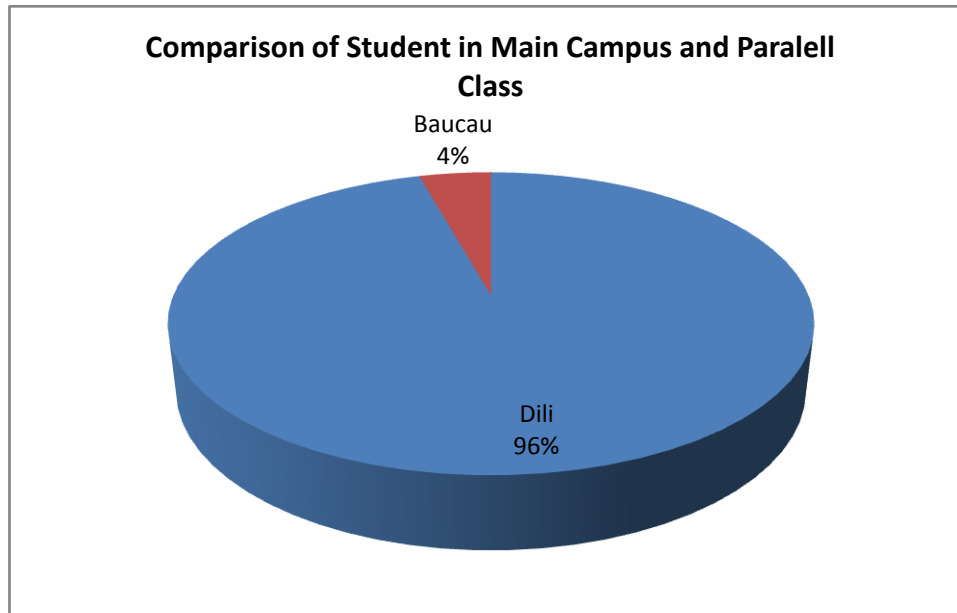
**VI. STUDENT DATA COMPARISON**

Student number as per data	2009	2010	2011
Total Male	646	452	814
Total Female	507	315	635
<b>Grand Total</b>	<b>1153</b>	<b>767</b>	<b>1449</b>



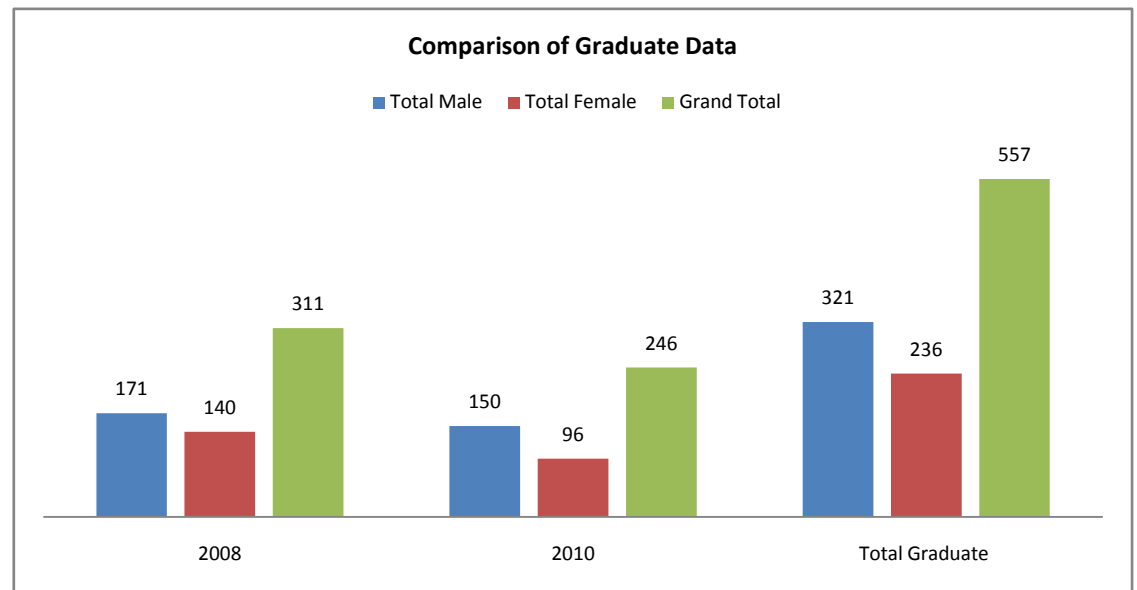
**VII. COMPARISON OF STUDENT IN MAIN CAMPUS AND PARALLEL CLASS**

Campus Location		2009	2010	2011
Main Campus	Dili	0	0	1382
Parallel Class	Baucau	0	0	62



### VIII. GRADUATE STUDENT DATA COMPARISON

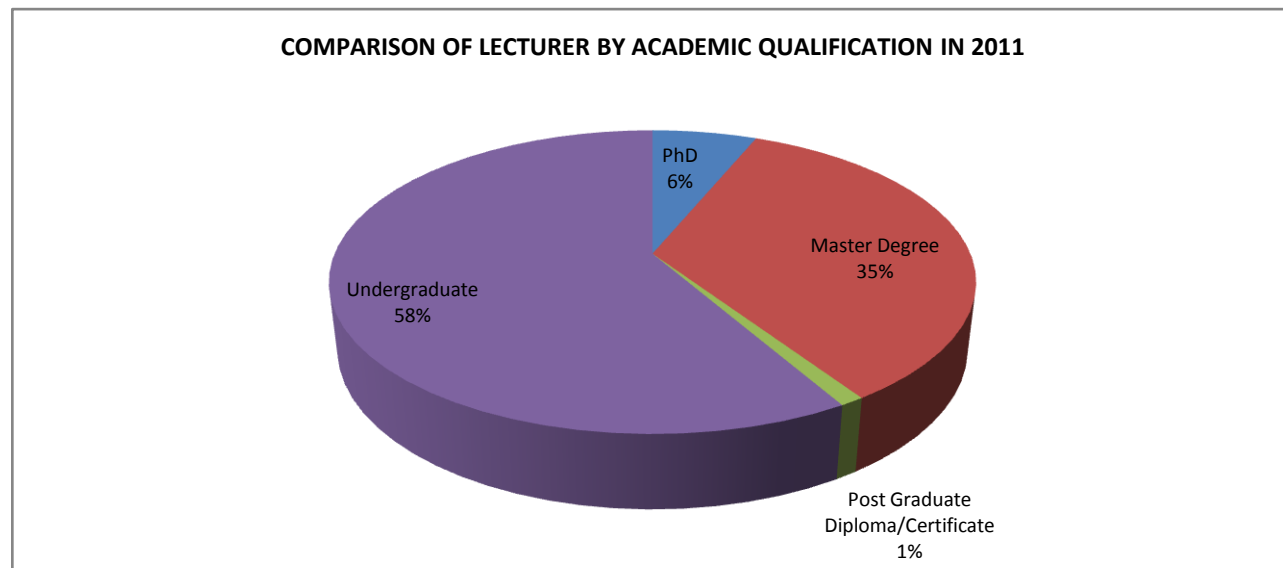
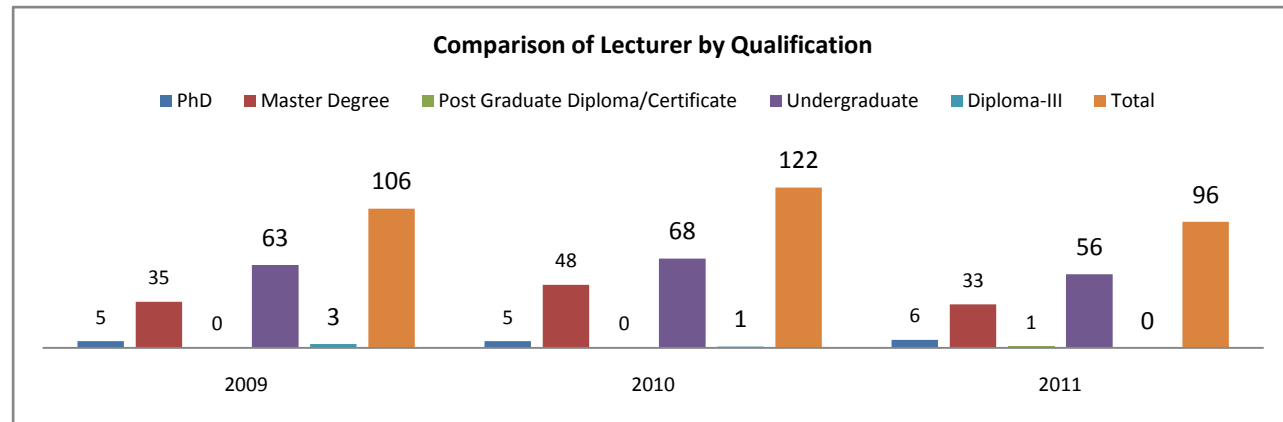
Graduation Year	2008	2010	Total Graduate
Total Male	171	150	321
Total Female	140	96	236
Grand Total	311	246	557



IX. LECTURER DATA COMPARISON.

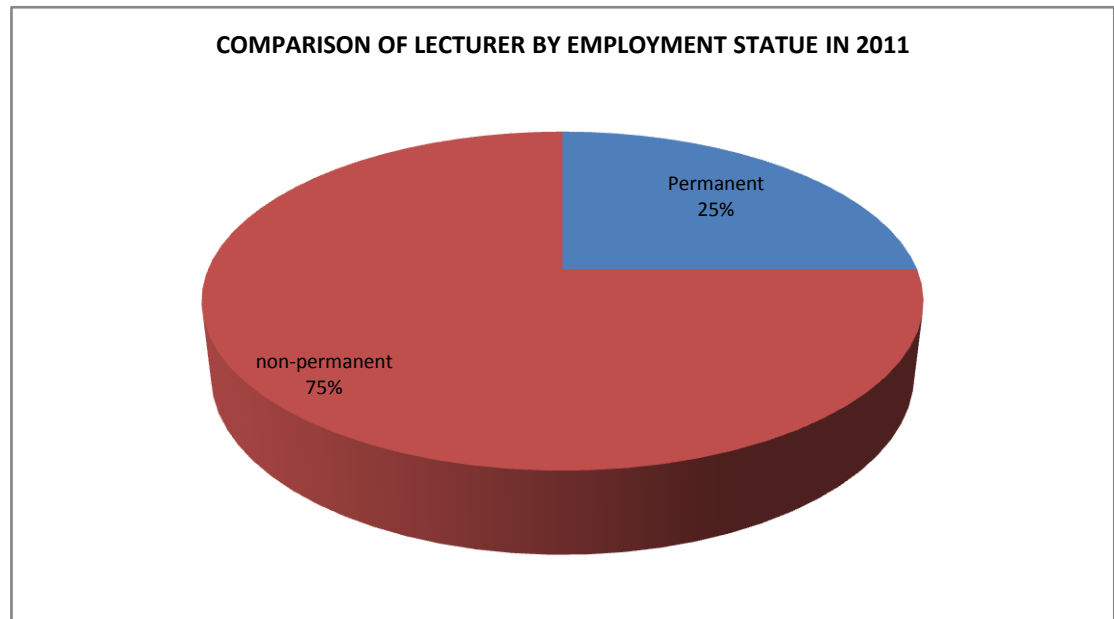
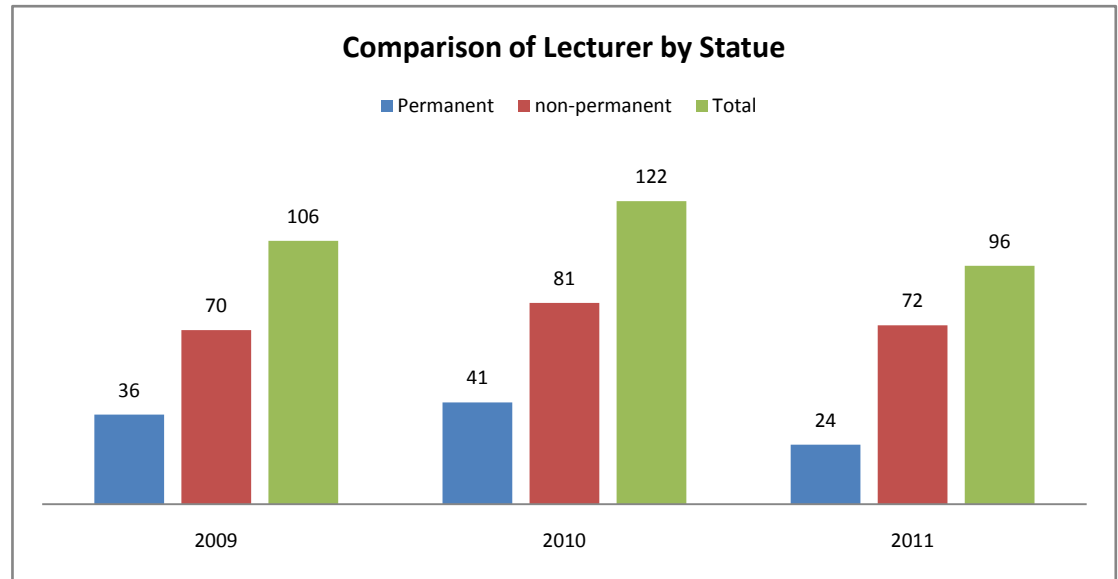
a. By Academic Qualification

Data collected	By Academic Qualification					
	PhD	Master Degree	Post Graduate Diploma/Certificate	Undergraduate	Diploma-III	Total
2009	5	35	0	63	3	106
2010	5	48	0	68	1	122
2011	6	33	1	56	0	96



**b. By Lecturer Statue**

Data collected	By Employment Statue		
	Permanent	non-permanent	Total
2009	36	70	106
2010	41	81	122
2011	24	72	96





c. By Gender

Data collected	By Gender		
	Male	Female	Total
2009	92	14	106
2010	103	19	122
2011	80	16	96

