

I. GENERAL INFORMATION, STRUCTURE AND CONTACT LIST

<b>Name of the Institution</b>	UNIVERSIDADE ORIENTAL TIMOR LOROSA'E (UNITAL)
<b>Statue of Institution</b>	University
<b>Address</b>	Becora Street, Dili
<b>Office Phone Number</b>	1. 7247524 2. 7319085 3. 7292990
<b>Email</b>	1. filipeundil@gmail.com 2.
<b>Website</b>	
<b>Date of Establishment</b>	26 September 2002
<b>Status of Accreditation</b>	Not Accredited (Probation)

Position	Name	Mobile Number	E-mail ID
<b>Rector</b>	Rev. DR. Luis Andre Pinto, MSi	7247524	
<b>Vice Rector I</b>	Felipe da Silva, SE., MM	7319085	filipeundil@gmail.com
<b>Vice Rector II</b>	Moises Martins, SE., MSi	7292990	
<b>Vice Rector III</b>	Filiciano Q do Ceo, L.Ec., MM	7419192	
<b>Dean of Economy</b>	Victor Brito, L.Ec., MM	7252295	
<b>Dean of Law</b>	Evangelino Aquas, SH	7248448	
<b>Dean of Agriculture</b>	Ir. Eusebio Dias Quintao	7241916	
<b>Dean of Social and Political Sciences</b>	Almerio do Rego, L.AP	7328964	
<b>Dean of Science of Education</b>	Francisco Amaral, SPd	7283453	

I. LECTURER DATA (2011)

<u>Classification by Gender</u>	Total
Total Male	124
Total Female	9
<b>Total</b>	<b>133</b>
<u>Classification by Qualification</u>	
Total Ph.D-S3	11
Total Master Degree-S2	53
Total Post Graduate	0
Total Undergraduate/UG-S1	69
Total Diploma-DIII	0
<b>Total</b>	<b>133</b>
<u>Classification by Statue</u>	
Total Public Servant	23
Total Permanent Contracted	50
Total Temporary Contracted	8
Total Part-time	42
Total Honorarium	10
<b>Total</b>	<b>133</b>

Descriptions	2011		
	Female	Male	Total
<b>Permanent Contracted</b>			
PhD Degree	0	1	1
Master Degree	0	20	20
Post Graduate Diploma/Certificate	0	0	0
UG Degree	5	24	29
Diploma Degree	0	0	0
<b>Sub Total</b>	<b>5</b>	<b>45</b>	<b>50</b>
<b>Temporary Contracted</b>			
PhD Degree	0	0	0
Master Degree	0	8	8
Post Graduate Diploma/Certificate	0	0	0
UG Degree	0	0	0
Diploma Degree	0	0	0
<b>Sub Total</b>	<b>0</b>	<b>8</b>	<b>8</b>

Descriptions	2011		
	Female	Mal	Total
<b>Honorarium</b>			
PhD Degree	0	10	10
Master Degree	0	0	0
Post Graduate Diploma/Certificate	0	0	0
UG Degree	0	0	0
Diploma Degree	0	0	0
<b>Sub Total</b>	<b>0</b>	<b>10</b>	<b>10</b>
<b>Part-Time</b>			
PhD Degree	0	0	0
Master Degree	0	12	12
Post Grad. Diploma/Certificate	0	0	0
UG Degree	2	28	30
Diploma Degree	0	0	0
<b>Sub Total</b>	<b>2</b>	<b>40</b>	<b>42</b>

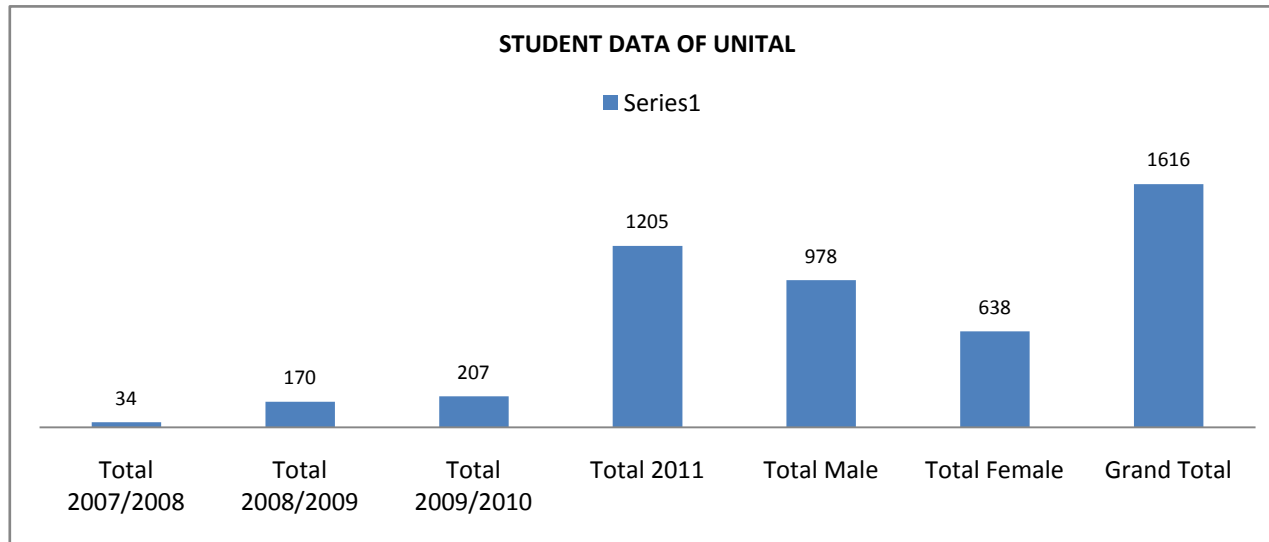
Descriptions	2011		
	Female	Male	Total
<b>Public Servant</b>			
PhD Degree	0	0	0
Master Degree	0	13	13
Post Graduate Diploma/Certificate	0	0	0
UG Degree	2	8	10
Diploma Degree	0	0	0
<b>Sub Total</b>	<b>2</b>	<b>21</b>	<b>23</b>

II. STUDENT DATA

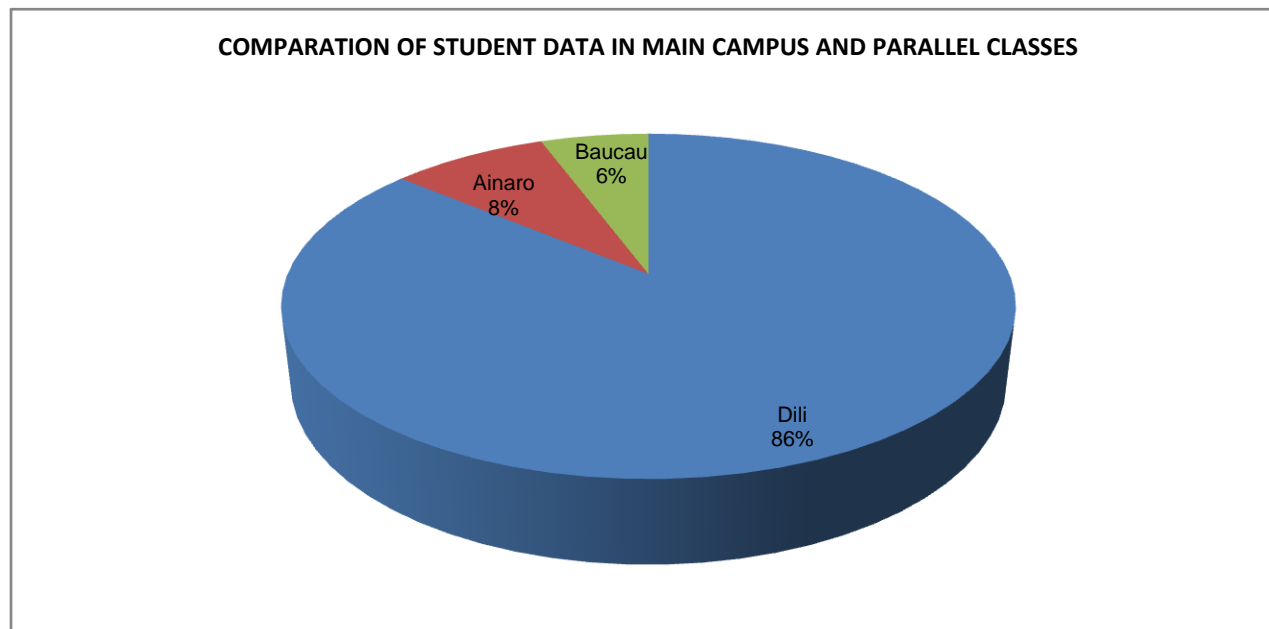
Academic Year	2007/2008			2008/2009			2009/2010			2011			Total by Departments		
Gender	M	F	T	M	F	T	M	F	T	M	F	T	M	F	T
<b>Faculty of Economy</b>															
Management	10	1	11	10	1	11	8	10	18	47	78	125	75	90	165
Accounting	3	16	19	1	4	5	1	4	5	26	29	55	31	53	84
Development Studies			0	9	0	9	9	0	9	24	9	33	42	9	51
Sub Total	13	17	30	20	5	25	18	14	32	97	116	213	148	152	300
<b>Faculty of Law</b>															
Science of Law			0	22	2	24	24	8	32	77	26	103	123	36	159
Sub Total	0	0	0	22	2	24	24	8	32	77	26	103	123	36	159
<b>Faculty of Social and Politics</b>															
Public Administration			0	11	7	18	13	9	22	77	38	115	101	54	155
International Relation			0			0			0	23	5	28	23	5	28
Sub Total	0	0	0	11	7	18	13	9	22	100	43	143	124	59	183
<b>Faculty of Engineering</b>															
Civil Engineering			0			0	9		9	51	5	56	60	5	65
Electronic Engineering			0	1		1			0	41	4	45	42	4	46
Informatics			0	17	8	25	15	15	30	91	83	174	123	106	229
Sub Total	0	0	0	18	8	26	24	15	39	183	92	275	225	115	340
<b>Faculty of Agriculture</b>															
Agronomy			0	4	5	9	10	1	11	40	43	83	54	49	103
Forestry			0	11	5	16	8	0	8	44	21	65	63	26	89
Sub Total	0	0	0	15	10	25	18	1	19	84	64	148	117	75	192
<b>Faculty of Educational Science</b>															
English	2	2	4	11	9	20	15	9	24	64	36	100	92	56	148
Mathematics			0	5	3	8	2	1	3	17	18	35	24	22	46
Sociology			0			0			0	11	12	23	11	12	23
Sub Total	2	2	4	16	12	28	17	10	27	92	66	158	127	90	217
<b>Grand Total of Main Campus</b>	<b>15</b>	<b>19</b>	<b>34</b>	<b>102</b>	<b>44</b>	<b>146</b>	<b>114</b>	<b>57</b>	<b>171</b>	<b>633</b>	<b>407</b>	<b>1040</b>	<b>864</b>	<b>527</b>	<b>1391</b>
<b>Parallel Class of Ainaro</b>															
Public Administration			0	24		24	7	1	8	25	76	101	56	77	133
Sub Total	0	0	0	24	0	24	7	1	8	25	76	101	56	77	133
<b>Parallel Class of Baucau</b>															
Science of Law			0			0	8	20	28	50	14	64	58	34	92
Mathematics			0			0			0			0	0	0	0
Sub Total	0	0	0	0	0	0	8	20	28	50	14	64	58	34	92
<b>Grand Total of Parallel Classes</b>	<b>0</b>	<b>0</b>	<b>0</b>	<b>24</b>	<b>0</b>	<b>24</b>	<b>15</b>	<b>21</b>	<b>36</b>	<b>75</b>	<b>90</b>	<b>165</b>	<b>114</b>	<b>111</b>	<b>225</b>
<b>Grand Total</b>	<b>15</b>	<b>19</b>	<b>34</b>	<b>126</b>	<b>44</b>	<b>170</b>	<b>129</b>	<b>78</b>	<b>207</b>	<b>708</b>	<b>497</b>	<b>1205</b>	<b>978</b>	<b>638</b>	<b>1616</b>

III. SUMMARY OF STUDENT DATA

Diploma III & S1	
Total 2007/2008	34
Total 2008/2009	170
Total 2009/2010	207
Total 2011	1205
Parallel Class of Ainaro	133
Parallel Class of Baucau	92
Total Male	978
Total Female	638
Grand Total	1616

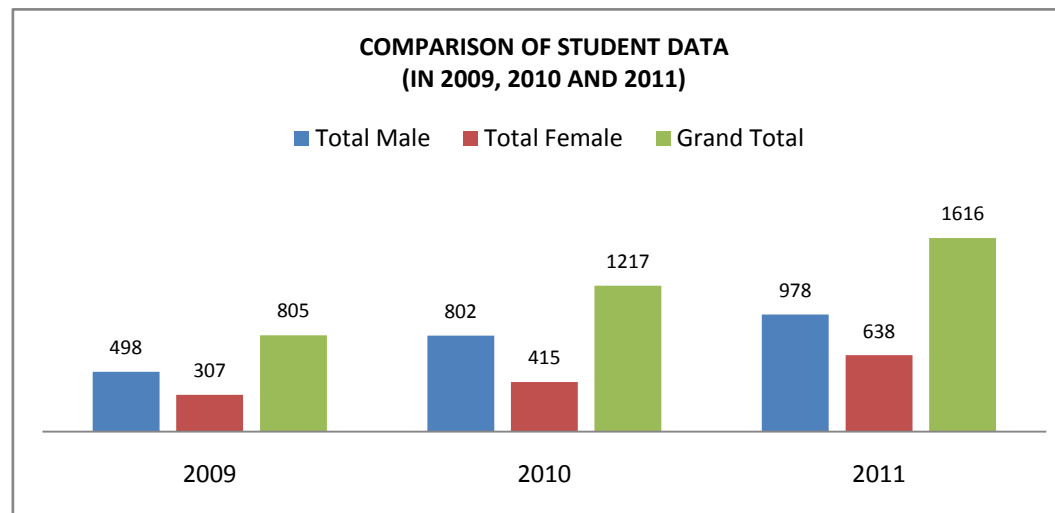


Campus Location		2011
Main Campus	Dili	1391
	Parallel Classes	
	Ainaro	133
	Baucau	92



**IV. STUDENT DATA COMPARISON**

Students number as per data	2009	2010	2011
<b>Total Male</b>	498	802	978
<b>Total Female</b>	307	415	638
<b>Grand Total</b>	805	1217	1616

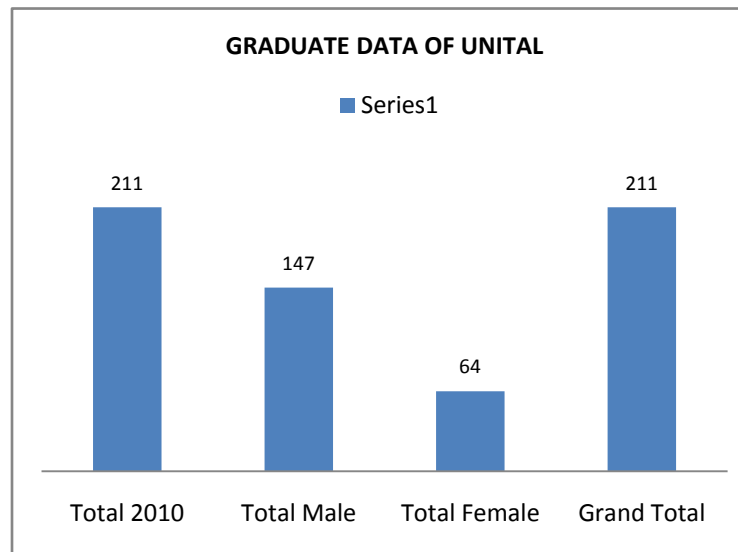


**VI. GRADUATE DATA (2011)**

Faculty	Departments	2010			Total by Departments		
		M	F	T	M	F	T
Faculty of Economy	Management (Gestão)	14	19	33	14	19	33
	Accounting (Acontabilidade)	4	3	7	4	3	7
	Development Study (Estudo Desenvolvimento)	2	0	2	2	0	2
	Sub Total	20	22	42	20	22	42
Faculty of Law	Science of Public Law (Ciencias de Direito Publico)	52	13	65	52	13	65
	Sub Total	52	13	65	52	13	65
Faculty of Social Sciences	Public Administration (Administração Publico)	22	13	35	22	13	35
	Governmental Science (Ciencias Governamentais)	6	4	10	6	4	10
	Sub Total	28	17	45	28	17	45
Faculty of Educational Sciences	English (S1)	3	1	4	3	1	4
	English (DIII)	6	1	7	6	1	7
	Mathematics (DIII)	4	4	8	4	4	8

	Sociology (S1)	4	0	4	4	0	4
	Sub Total	17	6	23	17	6	23
<b>Faculty of Engineering</b>	Mechanics (Mecanica/DIII)	8	0	8	8	0	8
	Electronics (Electrotecnica/DIII)	5	0	5	5	0	5
	Civil Construction (Construção Civil/DIII)	6	0	6	6	0	6
	Sub Total	19	0	19	19	0	19
<b>Faculty of Agriculture</b>	Agronomy (Agronomia)	7	5	12	7	5	12
	Livestock (Agro-Pecuaria)	3	1	4	3	1	4
	Fisheries (Pescas)	1	0	1	1	0	1
	Sub Total	11	6	17	11	6	17
<b>Grand Total</b>		<b>147</b>	<b>64</b>	<b>211</b>	<b>147</b>	<b>64</b>	<b>211</b>

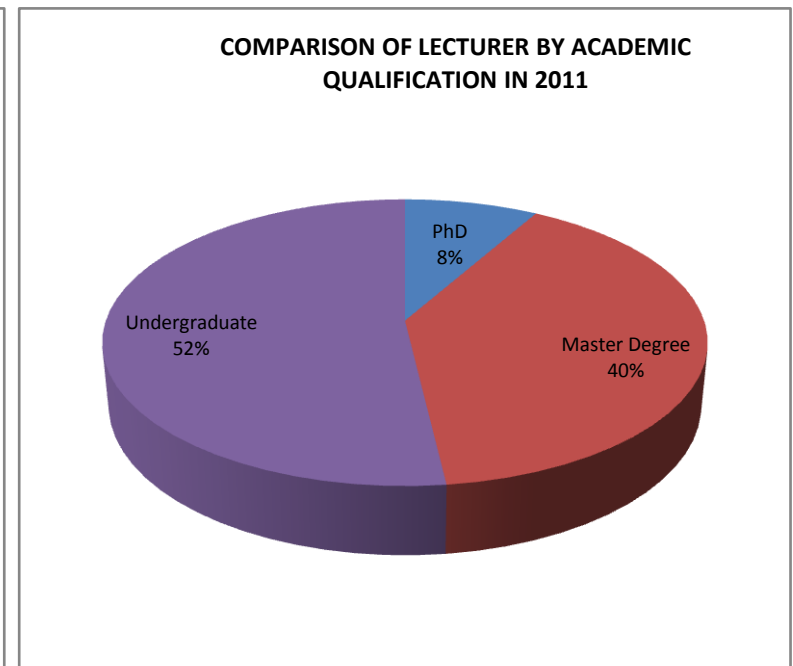
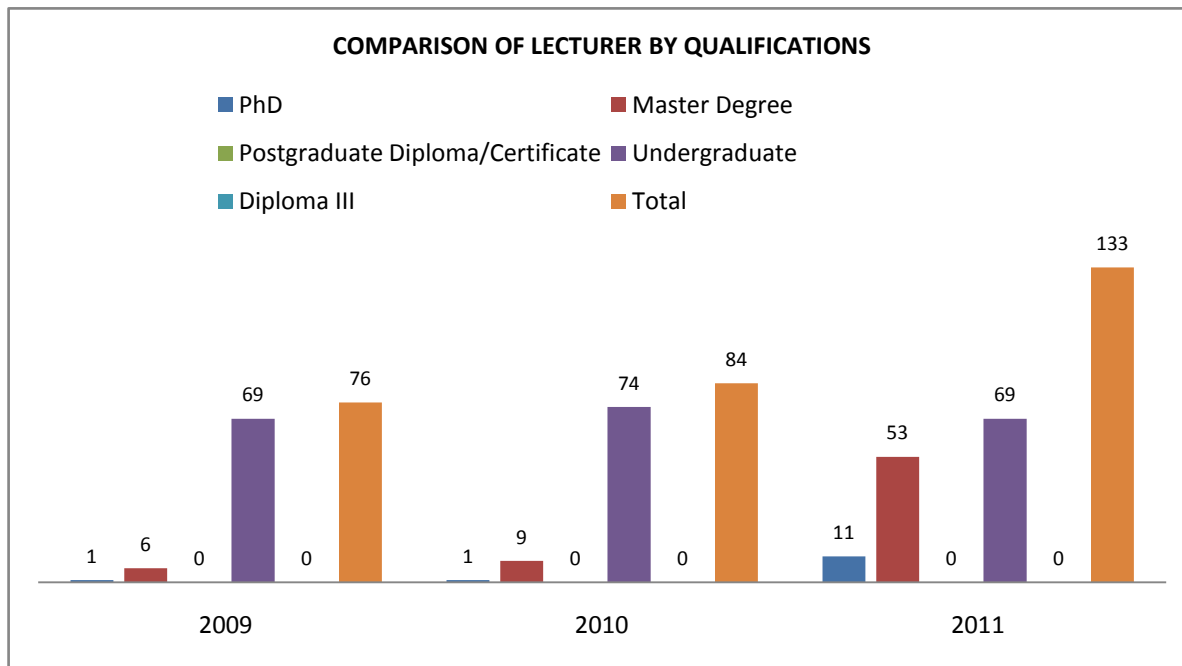
Graduate Data	
<b>Total 2010</b>	211
<b>Total Male</b>	147
<b>Total Female</b>	64
<b>Grand Total</b>	211



VII. LECTURER DATA COMPARISON

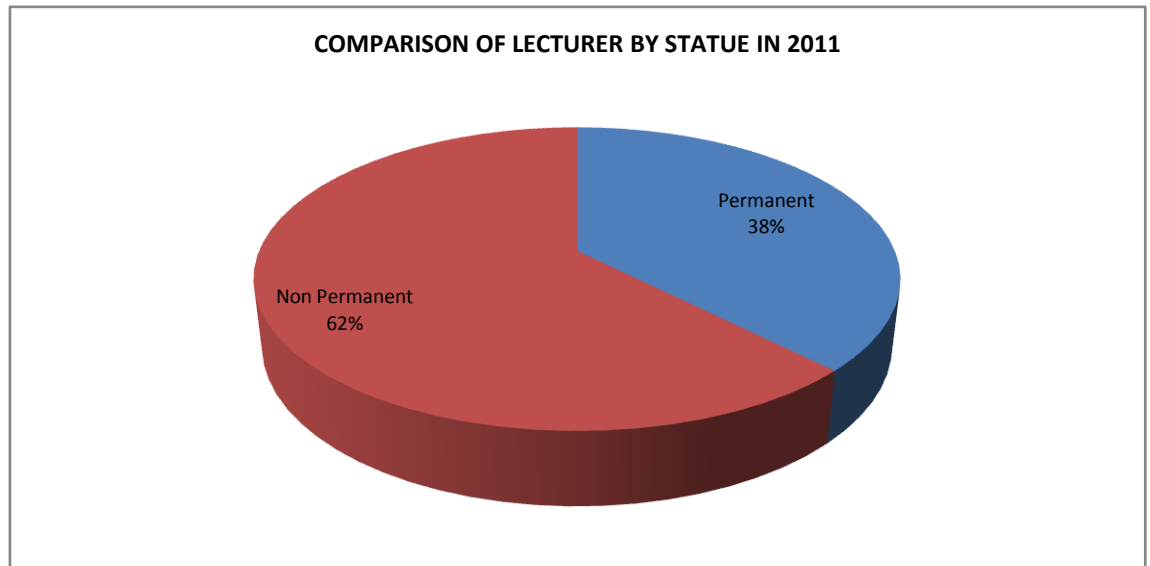
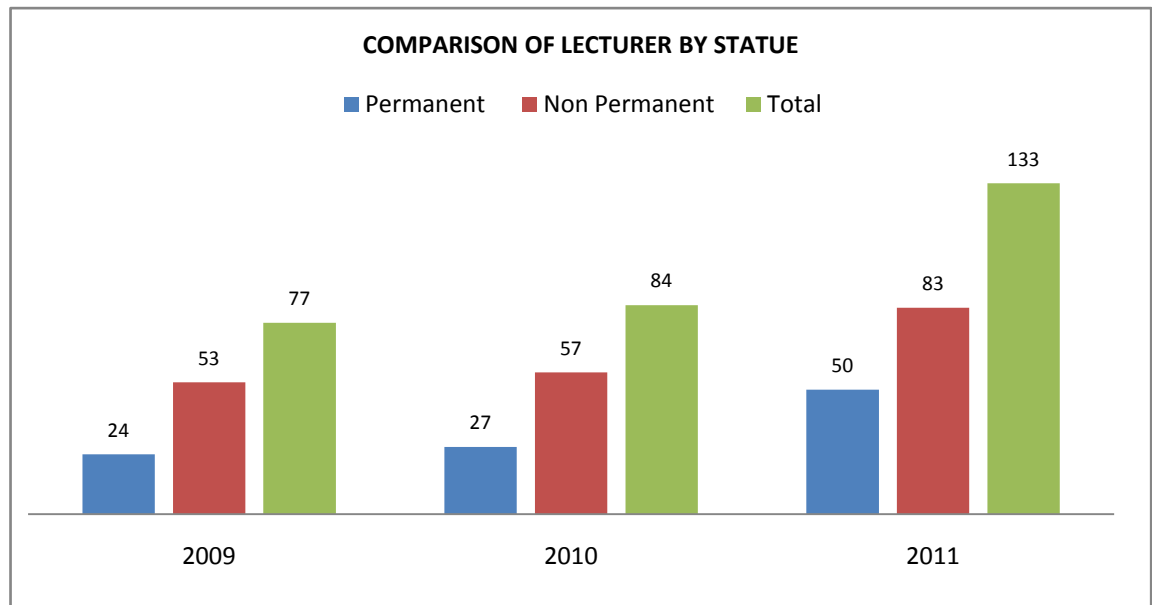
a. Qualification

Data Collected	By Qualification					Total
	PhD	Master Degree	Postgraduate Diploma/Certificate	Undergraduate	Diploma III	
2009	1	6	0	69	0	76
2010	1	9	0	74	0	84
2011	11	53	0	69	0	133



**b. Statue**

Data Collected	By Statue		
	Permanent	Non Permanent	Total
2009	24	53	77
2010	27	57	84
2011	50	83	133



c. Gender

Data Collected	By Gender		
	Male	Female	Total
2009	64	13	77
2010	72	12	84
2011	124	9	133

